

FACILITY APPLICATION ID



**Cultivation Facility Applicant Scoring Sheet**

For consistency in point totals, un-highlighted values in the Raw Score column are automatic points for questions not applicable to this facility type.

Common Questions	Character	Raw Score	Question Weight	Weighted Question Score
1		10	3	30
2		7	7	49
3		7	9	63
4		10	3	30
5		0	6	0
6		10	9	90
7		10	7	70
8		10	4	40
9		10	8	80
10		10	5	50
11		10	2	20
12		10	4	40
13		10	3	30
SUBTOTAL				592
x .12				71.04
x 2.7142850				192.82281
ADJUSTED SUBTOTAL				192.82

Common Questions	Business Plan	Raw Score	Question Weight	Weighted Question Score
14		10	10	100
15		0	3	0
16		10	4	40
17		10	2	20
18		10	2	20
19		10	2	20
20		10	8	80
21		0	4	0
22		7	10	70
23		7	8	56


24		10	10	100
25		10	5	50
26		4	3	12
27		7	3	21
28			5	50
29		7	4	28
30		7	4	28
31		7	4	28
32		4	2	8
33		7	2	14
34		7	1	7
35		7	5	35
36		7	2	14
37		4	9	36
38		10	10	100
39		7	10	70
40		7	6	42
41		7	5	35
42		10	2	20
43		10	5	50
44		4	3	12
45		4	3	12
46		10	3	30
47		0	3	0
48		4	3	12
49		10	4	40
50		7	8	56
51		10	3	30
52		7	9	63
53		10	1	10
SUBTOTAL				1419
x .20				283.8
x 1.0				283.8

ADJUSTED SUBTOTAL

283.80

Common Questions Security

54  
55  
56  
57  
58  
59  
60  
61  
62  
63



7  
7  
7  
7  
7  
7  
7  
7  
10  
10

8  
2  
3  
3  
3  
3  
8  
10  
1  
1

56  
14  
21  
21  
21  
21  
56  
70  
10  
10

SUBTOTAL

300

x .20

60

x 4.5238100

271.4286

ADJUSTED SUBTOTAL

271.43

Common Question Experience

64



10

7

70

SUBTOTAL

70

x.08

5.6

x 27.142850

151.99996

ADJUSTED SUBTOTAL

152.00

Common Questions Economic Impact

65  
66  
67



7  
7  
4

6  
6  
6

42  
42  
24

SUBTOTAL

108

x .16

17.28

x 10.555570

182.40002




ADJUSTED SUBTOTAL

182.40

Common Question Competitiveness

68		10	5	50
SUBTOTAL				50
x.04				2
x38.0				76.00000
ADJUSTED SUBTOTAL				76.00

Cultivation Questions

1		10	8	80
2		7	3	21
3		7	10	70
4		7	8	56
5		4	4	16
6		4	4	16
7		4	3	12
8		7	8	56
9		7	5	35
10		7	7	49
11		7	7	49
SUBTOTAL				460
x.20				92
x 2.8358210				260.89553
ADJUSTED SUBTOTAL				260.90

TOTAL SCORE

1419.35

APPLICANT NUMBER

