

FACILITY APPLICATION ID



Cultivation Facility Applicant Scoring Sheet

For consistency in point totals, un-highlighted values in the Raw Score column are automatic points for questions not applicable to this facility type.

| Common Questions | Character | Raw Score | Question Weight | Weighted Question Score |
|-------------------|-----------|-----------|-----------------|-------------------------|
| 1 | | 10 | 3 | 30 |
| 2 | | 7 | 7 | 49 |
| 3 | | 10 | 9 | 90 |
| 4 | | 10 | 3 | 30 |
| 5 | | 10 | 6 | 60 |
| 6 | | 10 | 9 | 90 |
| 7 | | 10 | 7 | 70 |
| 8 | | 10 | 4 | 40 |
| 9 | | 10 | 8 | 80 |
| 10 | | 10 | 5 | 50 |
| 11 | | 10 | 2 | 20 |
| 12 | | 10 | 4 | 40 |
| 13 | | 10 | 3 | 30 |
| SUBTOTAL | | | | 679 |
| x .12 | | | | 81.48 |
| x 2.7142850 | | | | 221.15994 |
| ADJUSTED SUBTOTAL | | | | 221.16 |

| Common Questions | Business Plan | Raw Score | Question Weight | Weighted Question Score |
|------------------|---------------|-----------|-----------------|-------------------------|
| 14 | | 10 | 10 | 100 |
| 15 | | 10 | 3 | 30 |
| 16 | | 10 | 4 | 40 |
| 17 | | 10 | 2 | 20 |
| 18 | | 10 | 2 | 20 |
| 19 | | 10 | 2 | 20 |
| 20 | | 10 | 8 | 80 |
| 21 | | 0 | 4 | 0 |
| 22 | | 4 | 10 | 40 |
| 23 | | 7 | 8 | 56 |


| | | | | |
|----------|--|----|----|-------|
| 24 | | 4 | 10 | 40 |
| 25 | | 4 | 5 | 20 |
| 26 | | 4 | 3 | 12 |
| 27 | | 7 | 3 | 21 |
| 28 | | | 5 | 50 |
| 29 | | 10 | 4 | 40 |
| 30 | | 7 | 4 | 28 |
| 31 | | 7 | 4 | 28 |
| 32 | | 7 | 2 | 14 |
| 33 | | 4 | 2 | 8 |
| 34 | | 4 | 1 | 4 |
| 35 | | 7 | 5 | 35 |
| 36 | | 4 | 2 | 8 |
| 37 | | 4 | 9 | 36 |
| 38 | | 4 | 10 | 40 |
| 39 | | 0 | 10 | 0 |
| 40 | | 4 | 6 | 24 |
| 41 | | 7 | 5 | 35 |
| 42 | | 10 | 2 | 20 |
| 43 | | 10 | 5 | 50 |
| 44 | | 0 | 3 | 0 |
| 45 | | 4 | 3 | 12 |
| 46 | | 10 | 3 | 30 |
| 47 | | 4 | 3 | 12 |
| 48 | | 4 | 3 | 12 |
| 49 | | 10 | 4 | 40 |
| 50 | | 10 | 8 | 80 |
| 51 | | 4 | 3 | 12 |
| 52 | | 4 | 9 | 36 |
| 53 | | 10 | 1 | 10 |
| SUBTOTAL | | | | 1163 |
| x .20 | | | | 232.6 |
| x 1.0 | | | | 232.6 |

ADJUSTED SUBTOTAL

232.60

Common Questions Security

54
55
56
57
58
59
60
61
62
63



4
7
0
4
4
4
7
4
10
10

8
2
3
3
3
3
8
10
1
1

32
14
0
12
12
12
56
40
10
10

SUBTOTAL

198

x .20

39.6

x 4.5238100

179.14288

ADJUSTED SUBTOTAL

179.14

Common Question Experience

64



10

7

70

SUBTOTAL

70

x.08

5.6

x 27.142850


151.99996

ADJUSTED SUBTOTAL

152.00

Common Questions Economic Impact

65
66
67



7
4
4

6
6
6

42
24
24

SUBTOTAL

90

x .16

14.4


x 10.5555570

152.00002


ADJUSTED SUBTOTAL

152.00

Common Question Competitiveness

| | | | | |
|-------------------|---|----|---|----------|
| 68 |  | 10 | 5 | 50 |
| SUBTOTAL | | | | 50 |
| x.04 | | | | 2 |
| x38.0 | | | | 76.00000 |
| ADJUSTED SUBTOTAL | | | | 76.00 |

Cultivation Questions

| | | | | |
|-------------------|---|----|----|-----------|
| 1 |  | 10 | 8 | 80 |
| 2 | | 7 | 3 | 21 |
| 3 | | 7 | 10 | 70 |
| 4 | | 7 | 8 | 56 |
| 5 | | 4 | 4 | 16 |
| 6 | | 4 | 4 | 16 |
| 7 | | 4 | 3 | 12 |
| 8 | | 7 | 8 | 56 |
| 9 | | 4 | 5 | 20 |
| 10 | | 7 | 7 | 49 |
| 11 | | 4 | 7 | 28 |
| SUBTOTAL | | | | 424 |
| x.20 | | | | 84.8 |
| x 2.8358210 | | | | 240.47762 |
| ADJUSTED SUBTOTAL | | | | 240.48 |

TOTAL SCORE

1253.38

APPLICANT NUMBER

