



## MISSOURI OPIOID OVERDOSE AND BLOODBORNE INFECTION VULNERABILITY ASSESSMENTS 2022

*Stakeholder Meetings*

**Facilitated by the University of Missouri – Columbia, Disaster and Community Crisis Center  
In partnership with the Missouri Department of Health and Senior Services**

### **Attendee Guidance**

- Please use this handout to make any notes or comments you wish to provide to the Department of Health and Senior Services. Your comments will be considered during preparation of the *2022 Missouri Opioid Overdose and Bloodborne Infection Vulnerability Assessments* report and other materials.
- Information contained in this handout is publicly available at <https://health.mo.gov/data/opioids/assessments.php>.
- Please return this handout to the facilitators at the end of the meeting.

**Missouri Department of Health and Senior Services**

912 Wildwood Drive | Jefferson City, MO 65109

---

## Opioid Overdose

### Vulnerability Assessment Indicators 2022

Individual Outcomes	Community Factors
<b>Drug Overdose Deaths</b> <sup>†‡</sup>	<b>Lack of a High School Education</b> <sup>†</sup>
<b>Opioid Misuse ER Visits</b>	<b>Median Income</b> <sup>†‡</sup>
Opioid-related Substance Use Disorder Treatment (SUDT) Admissions	<b>Poverty</b> <sup>†</sup>
<b>Drug-related Arrests</b>	<b>Unemployment</b> <sup>†‡</sup>
Poor Mental Health Days <sup>¥</sup>	<b>Uninsured</b> <sup>†</sup>

## Bloodborne Infection

### Vulnerability Assessment Indicators 2022

Individual Outcomes	Community Factors
<b>Drug Overdose Deaths</b> <sup>†‡</sup>	<b>Lack of a High School Education</b> <sup>†</sup>
Bloodborne Illnesses (HIV, Acute and Chronic Hepatitis B, and Acute and Chronic Hepatitis C)	<b>Median Income</b> <sup>†‡</sup>
Hepatitis C Among Ages 18 to 40	<b>Poverty</b> <sup>†</sup>
<b>Opioid Misuse ER Visits</b>	<b>Unemployment</b> <sup>†‡</sup>
IDU Among Persons Receiving SUDT	<b>Uninsured</b> <sup>†</sup>
<b>Drug-related Arrests</b>	

### Final Ranks and Corresponding Quintile Ranks

Final Ranks	Quintile Ranks	Vulnerability Level
<b>1-23</b>	1	
<b>24-46</b>	2	
<b>47-69</b>	3	
<b>70-92</b>	4	
<b>93-115</b>	5	More vulnerable

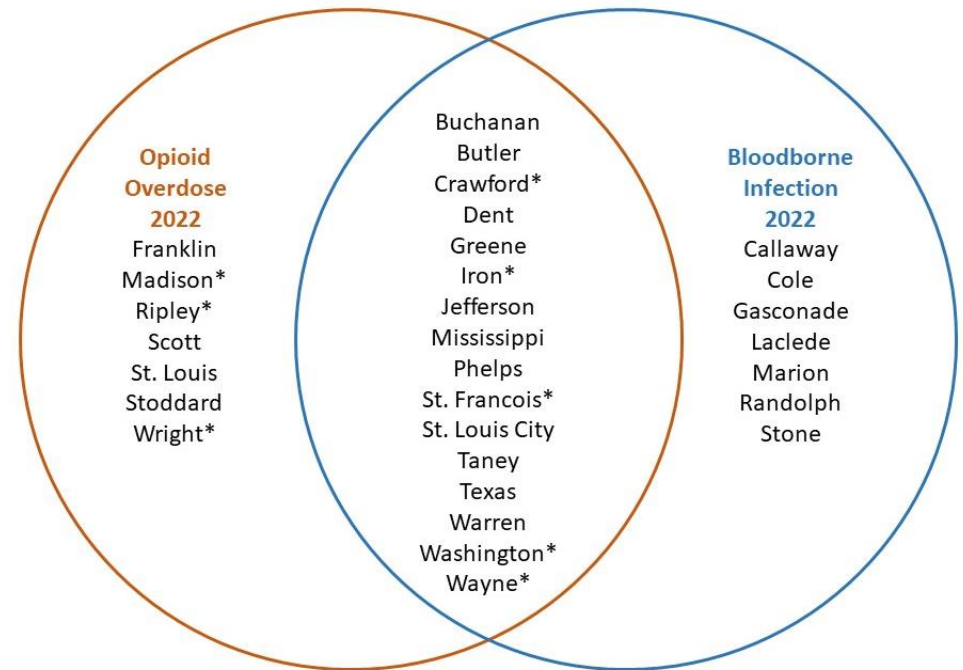
Indicators used in both assessments are printed in **bold**.

† These indicators were considered for the 2016 National Vulnerability Assessment.

‡ Analysis completed for the National Vulnerability Assessment found these indicators to be more strongly associated with acute HCV infection, which was considered a proxy for unsafe IDU.

¥ The poor mental health days indicator in the 2020 assessments was represented by the number of self-reported frequent (>14 per month) poor mental health days from the 2016 Missouri County-Level Study. The 2022 poor mental health days indicator was represented by the average number of mentally unhealthy days reported in the past 30 days (age-adjusted) from the 2018 Behavioral Risk Factor Surveillance System as reported in the County Health Rankings. The change was made due to the lack of updates to the Missouri County-Level Study.

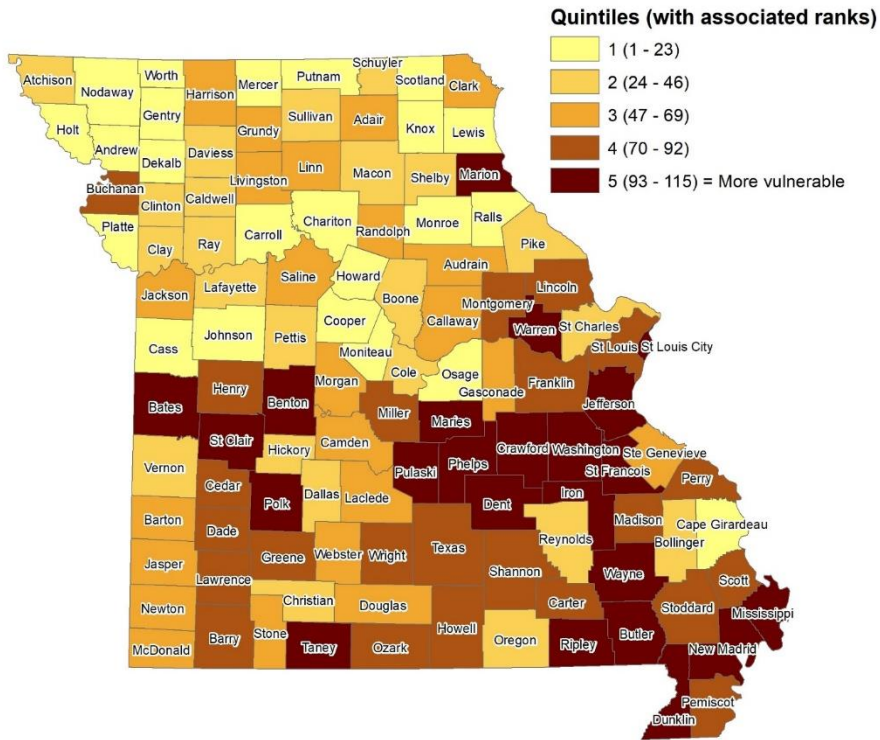
More Vulnerable to Opioid Overdoses 2022	More Vulnerable to Bloodborne Infections 2022
<b>Buchanan</b>	<b>Buchanan</b>
<b>Butler</b>	<b>Butler</b>
<b>Crawford*</b>	Callaway
<b>Dent</b>	Cole
Franklin	<b>Crawford*</b>
<b>Greene</b>	<b>Dent</b>
<b>Iron*</b>	Gasconade
<b>Jefferson</b>	<b>Greene</b>
Madison*	<b>Iron*</b>
<b>Mississippi</b>	<b>Jefferson</b>
<b>Phelps</b>	Laclede
Ripley*	Marion
Scott	<b>Mississippi</b>
<b>St. Francois*</b>	<b>Phelps</b>
St. Louis	Randolph
<b>St. Louis City</b>	<b>St. Francois*</b>
<b>Stoddard</b>	<b>St. Louis City</b>
<b>Taney</b>	Stone
<b>Texas</b>	<b>Taney</b>
<b>Warren</b>	<b>Texas</b>
<b>Washington*</b>	<b>Warren</b>
<b>Wayne*</b>	<b>Washington*</b>
Wright*	<b>Wayne*</b>



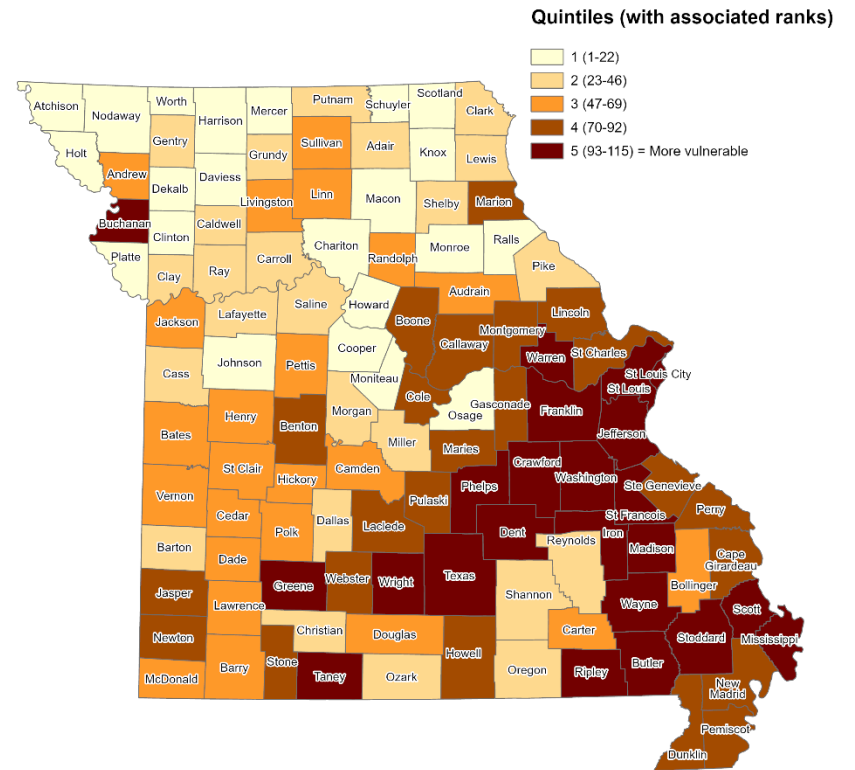
\*This county was also identified as vulnerable to rapid dissemination of HIV/hepatitis C virus (HCV) infection among persons who inject drugs (PWID) in a National Vulnerability Assessment prepared by the CDC. Counties listed in bold were identified as more vulnerable by both assessments.

National Vulnerability Assessment: Van Handel, M, et al. County-level Vulnerability Assessment for Rapid Dissemination of HIV or HCV Infections Among Persons Who Inject Drugs, United States. *Journal of Acquired Immune Deficiency Syndromes*. 2016 Nov 1; 73(3):323-331. Accessed February 6, 2019, from the CDC Stacks website at <https://stacks.cdc.gov/view/cdc/46647>.

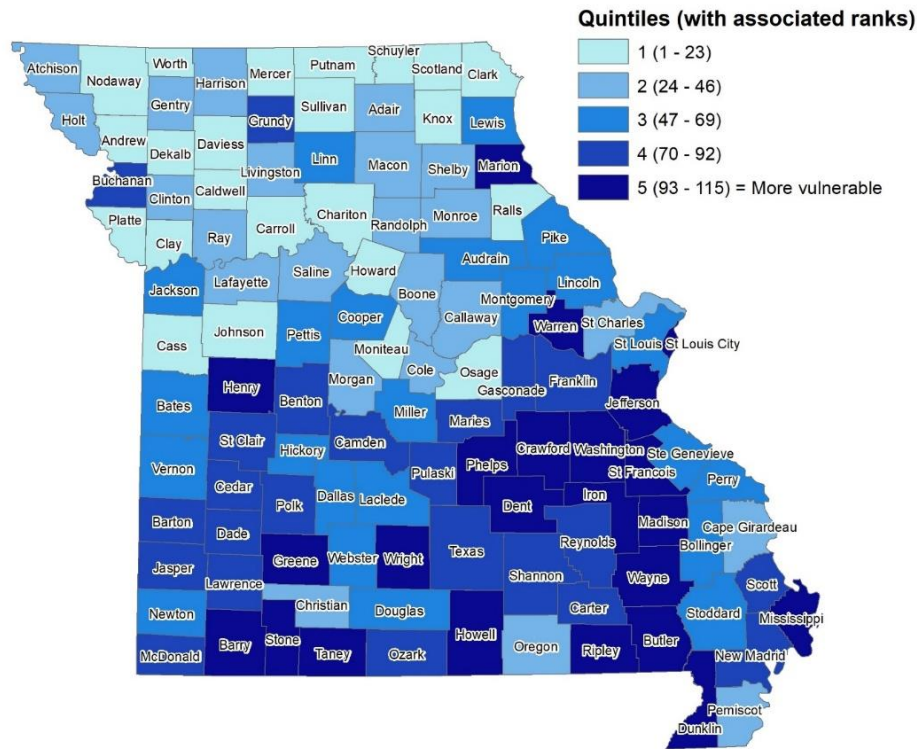
## Missouri Opioid Overdose Vulnerability Assessment 2020



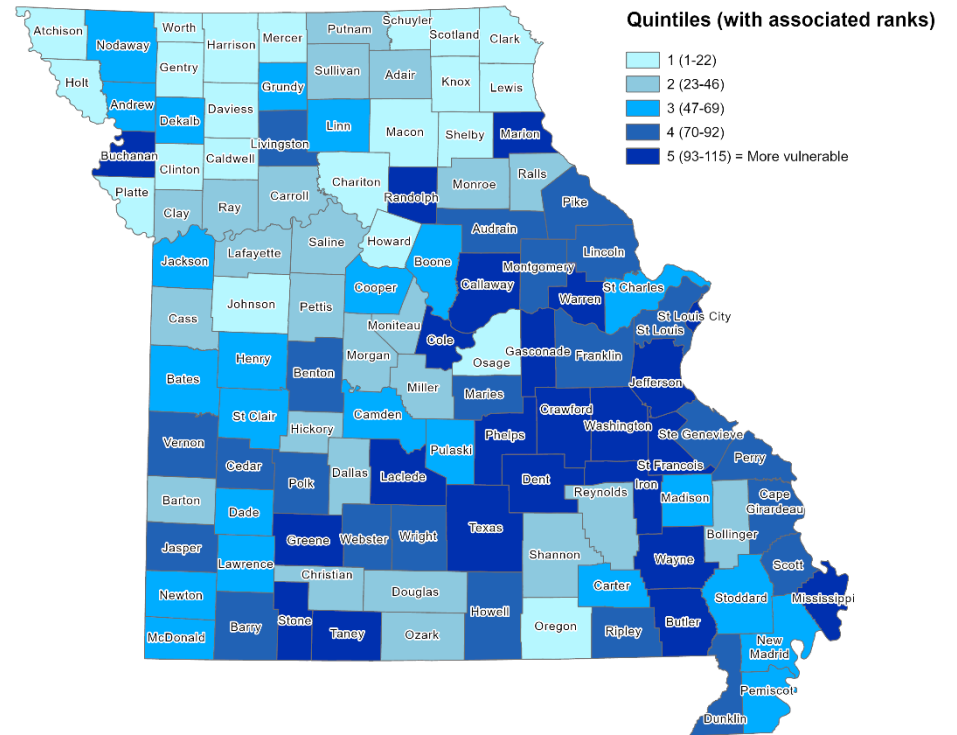
## Missouri Opioid Overdose Vulnerability Assessment 2022



## Missouri Bloodborne Infection Vulnerability Assessment 2020



## Missouri Bloodborne Infection Vulnerability Assessment 2022



Please use this space to provide comments on any of today's discussion questions or other ideas you may have related to opioid overdose and bloodborne infection vulnerability assessment projects in Missouri. Please return your handout to the facilitator at the end of today's session so that your feedback can be considered.

Missouri vulnerability assessment resources are available at <https://health.mo.gov/data/opioids/assessments.php>. Details on indicators and data sources are provided in Appendix C of the 2020 assessments.

**Contact Information:**

Missouri Department of Health and Senior Services  
Division of Community and Public Health  
Data Modernization / Interoperability Team  
573-522-2808

**Missouri Department of Health and Senior Services**

912 Wildwood Drive | Jefferson City, MO 65109

---