

Foundational Public Health Services Gap Analysis Project



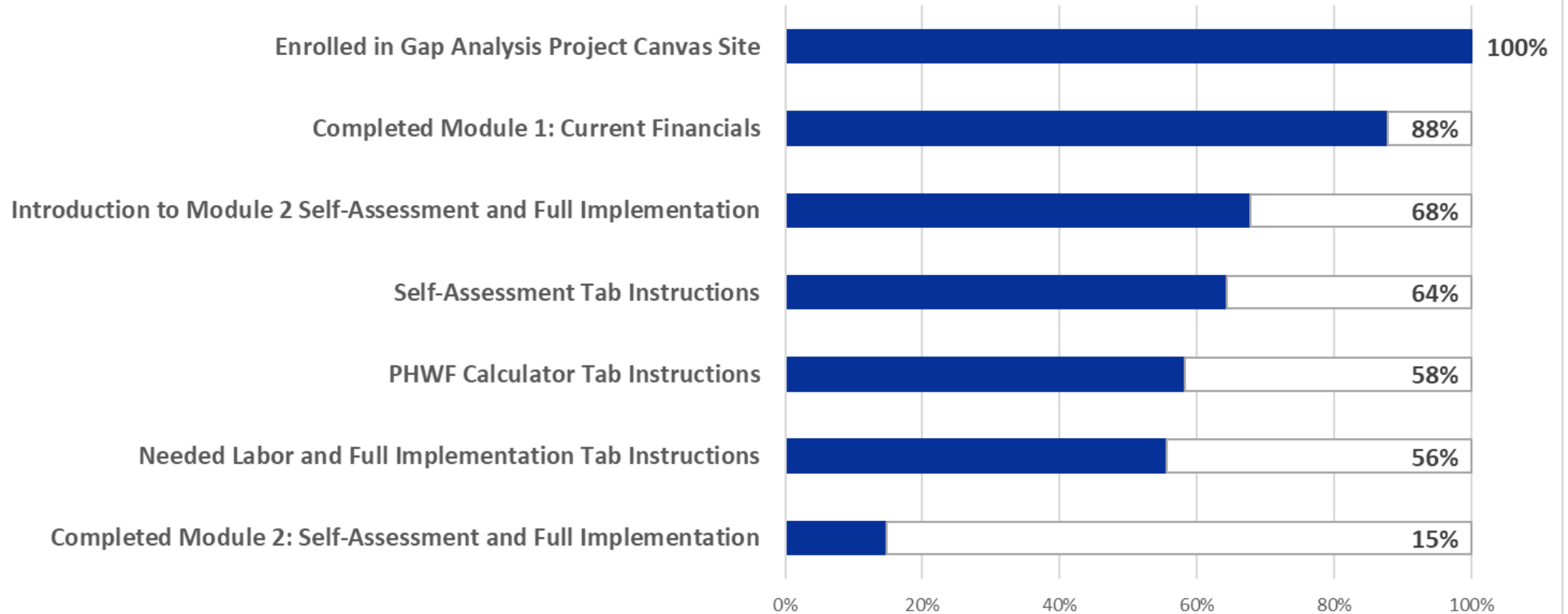
Institute of Public Policy

University of Missouri

Project made possible with funding from the Missouri Department of Health and Senior Services (#DH230052945).

Excellent Participation by LPHAs!

Percent of LPHAs that have completed Gap Analysis activities



Foundational Public Health Services Gap Analysis Project

- DHSS Goal: Provide foundational public health services to all Missourians.
- Project Purpose: Generate estimates of the additional state funding required to bring Missouri's local public health services into alignment with the FPHS model.
- Module 1 Purpose: What did you spend on Foundational Public Health Services (FPHS) in Fiscal Year 2023?
- Module 2 Purpose - Estimating Process: What would it cost to fully implement FPHS? Assume you have no constraints.

LPHAs who complete Modules 1 & 2 by September 17, 2024, will be compensated through their next incentive payment from DHSS.



Module 2: Self-Assessment & Full Implementation Training

Training Session	Day/Date/Time
Tab 09. PHWF Calculator Instructions	<u>Wed: July 24, 2024</u> <u>12:00pm – 1:00pm</u>
Tab 10. Needed Labor and Tab 11. Full Implementation Instructions	<u>Thurs: July 25, 2024</u> <u>12:00pm – 1:00pm</u>

Would you like more training? Please complete this [brief survey](#).

Technical Assistance Available

Office hours

- **Mondays 11-12:30:**

<https://umsystem.zoom.us/j/94912467336?pwd=dHlLaWlzaWdHcXYwbmwrcEJLR0ZOUT09>

- **Wednesdays 3-4:30:**

<https://umsystem.zoom.us/j/95345299709?pwd=UHZhbWNKY3BDM2J3YzN6RTlIUeO5UT09>

- **Fridays 10-11:30:**

<https://umsystem.zoom.us/j/93432868502?pwd=akZRU2x2S05OMDEwTG1sSnhmUWRFUT09>

- **Or schedule by email: FPHSgap@missouri.edu**

Login to Canvas

<https://canvas.umsystem.edu/>

University of Missouri System
COLUMBIA | KANSAS CITY | ROLLA | ST. LOUIS

CANVAS

UMSYSTEM LOGIN →
Use this log in with your UMSYSTEM credentials.

ALTERNATIVE LOGIN →
Use this log in if you do not have University credentials and have not received an invitation.

[Get help choosing a log in method.](#)

Select Login Method

Sign in with Google

Sign in with Microsoft

Other Login

For more information on which login method to choose above, [click here](#).
For help logging in, please contact Missouri Online via email (canvas@umsystem.edu), chat or phone (855-675-0755).

Login

Email address

Password

Login

[Forgot Password?](#)

[Create Account](#)

Having trouble accessing the Canvas course?
Navigate to the link [here](https://canvas.umsystem.edu/).

Resources on Canvas

The screenshot shows a web browser window with the URL <https://umsystem.instructure.com/courses/260378/modules>. The browser's address bar and tabs are visible at the top. On the left side, there is a navigation sidebar with the Missouri University of Science and Technology (MU) logo and various menu items: Home, Getting Started with Canvas, Modules, Panopto Video, Assignments, Support and Policies, Student Canvas Support, Account, Dashboard, Courses, Calendar, Inbox, History, Search, and Help. The main content area displays a list of resources under the heading 'FPHS Background & Resources'. The resources listed are: Training Schedule & Office Hours, LPHA Jurisdiction Size Guide, Introduction to the FPHS Gap Analysis Tool.pdf, Introduction to the Tool PowerPoint presentation.pdf, FPHS Responsibilities Diagram Handout.pdf, FPHS Definitions Handout.pdf, FPHS Gap Analysis Talking Points.pdf, Instructions to Disable Canvas Notifications.pdf, and Missouri Gap Analysis Tool.xlsx. Below this list, there are two more sections: 'Current Financials (DH-37, Background, and Current Spending)' and 'Example Completed Module 1'. The 'Example Completed Module 1' section contains two files: Cooper County Public Health Center Missouri Gap Analysis Tool - updated.xlsx and DataFlagVerificationReportCooper.xlsx. Red boxes highlight the 'FPHS Background & Resources' and 'Example Completed Module 1' section headers.










Module 2 Resources on Canvas

The screenshot displays the Canvas LMS interface. On the left is a dark sidebar with navigation icons and labels: MU logo, Home, Account, Dashboard, Courses, Calendar, Inbox, History, Search, and Help. The main content area is titled 'Non-Credit' and shows a dropdown menu for 'Self-Assessment & Full Implementation'. Below this, a list of resources is shown, with a red box highlighting the 'Modules' menu item and the entire list of resources. The resources include:

- Introduction to Module 2 presentation May 21-23.pdf
- Starting Checklist.pdf
- FAQ - Module 2-Self Assessment and Full Implementation v.3.pdf
- Tab 08. Self-Assessment Instructions v.2.pdf
- Tab 08. Self-Assessment Instructions Presentation Slides.pdf
- Copy of Tab 08. Self-Assessment for Program Leadership.xlsx
- Tab 08. Self-Assessment - Handout v.2.pdf
- Tab 09. PHWF Calculator Instructions.pdf
- Tab 09. PHWF Calculator Instructions Presentation Slides.pdf
- 10. Needed Labor Tab Instructions v.6 7.3.24.pdf
- Columbia-Boone Salary Schedule.pdf
- Cooper County Salary Schedule.pdf
- Tab 11. Full Implementation Tab Instructions.pdf
- Tab 10. Needed Labor and Tab 11. Full Implementation Instructions Presentation Slides_v.4.pdf

At the bottom of the list, there is a summary entry: 'Module 2: Self-Assessment and Full Implementation' with a document icon, 'Sep 17' date, and '0 pts' value.

Module 2 Resources on Canvas

-  MU
-  Account
-  Dashboard
-  Courses
-  Calendar
-  Inbox
-  History
-  Search
-  Help

Non-Credit

Home

Getting Started with Canvas


Modules


Panopto Video

Assignments


Support and Policies


Student Canvas Support


 Copy of Tab 08. Self-Assessment for Program Leadership.xlsx


 Tab 08. Self-Assessment - Handout v.2.pdf


 Tab 09. PHWF Calculator Instructions.pdf


 Tab 09. PHWF Calculator Instructions Presentation Slides.pdf


 10. Needed Labor Tab Instructions v.6 7.3.24.pdf

 Columbia-Boone Salary Schedule.pdf


 Cooper County Salary Schedule.pdf


 Tab 11. Full Implementation Tab Instructions.pdf

 Tab 10. Needed Labor and Tab 11. Full Implementation Instructions Presentation Slides_v.4.pdf

 Module 2: Self-Assessment and Full Implementation
Sep 17 0 pts

▼ Example Completed Module 2

 Randolph County - Draft Completed Module 2.xlsx

 Cooper County - Draft Completed Module 2.xlsx

LPHA Biweekly Call July 22, 2024

Watch Recordings of Zoom Trainings

The screenshot shows a Canvas LMS interface for a course titled "Comm_Hlth_Eng_Outrch-260378-Foundational Public Health Services Gap Analysis". The page is viewed through the "Panopto Video" section. On the left, a navigation sidebar includes links for Account, Dashboard, Courses, Calendar, and Support and Policies. The main content area features a search bar for the folder "Non-Credit - Foundational Public Health Services Gap ...", a "Create" button, and a "Powered by Panopto" indicator. Below this, a folder tree shows "Non-Credit - Foundational Public Health Services Gap Analysis" expanded to reveal three sub-folders: "Module 1 - Current Financials", "Module 2 - Self Assessmen...", and "Training Videos". The "Module 2 - Self Assessmen..." folder is highlighted with a red rectangular box. Additional controls include a date filter set to "All Dates", a "Sort by Order" dropdown, a "Subscribe" button, and a view toggle menu.

Watch Recordings of Zoom Trainings

-
-
-
-
-
-
-
-
-
-
-

Comm_Hlth_Eng_Outrch-260378-Foundational Public Health Services Gap Analysis > Panopto Video

Search this course

Non-Credit

Home

Getting Started with Canvas

Modules

Panopto Video

Assignments

Announcements

Support and Policies

Student Canvas Support

Discussions

People

Quizzes

Syllabus

Grades

Pages

Files

Outcomes

Rubrics

Collaborations

Settings

Search in folder "Module 2 - Self Assessment & Full Implementation"...

+ Create

Powered by Panopto ?

Module 2 - Self Assessment & Full Implementation


All Dates



+ Add folder


+ Subscribe

Sort by Date




June 6 2024 | Self-Assessment Tab Instructions

Zoom Meeting ID: 92906384642 • Host: Syrus Duffy • Meeting Start: 06/06/2024 @ 11:44 AM • Recording Start: 06/06/2024 @ 11:44 AM • Duration: 57 mins • ...



May 23 2024 | Introduction to Module 2: Self Assessment & Full Implementation

Zoom Meeting ID: 91845775458 • Host: Syrus Duffy • Meeting Start: 05/23/2024 @ 11:43 AM • Recording Start: 05/23/2024 @ 11:43 AM • Duration: 1 hr 10 mins • ...



May 22 2024 | Introduction to Module 2: Self Assessment & Full Implementation

Zoom Meeting ID: 91845775458 • Host: Syrus Duffy • Meeting Start: 05/22/2024 @ 11:48 AM • Recording Start: 05/22/2024 @ 11:48 AM • Duration: 1 hr 2 mins • ...

Submit Module 2: Self-Assessment & Full Implementation

Comm_Hlth_Eng_Outrch-260378-Foundational Public Hea...

Non-Credit

Account

Dashboard

Courses

Calendar

Inbox

History

Search

Help

Home

Getting Started with Canvas

Modules

Assignments

Support and Policies

Student Canvas Support

Institute of Public Policy
University of Missouri

Foundational Public Health Services Gap Analysis

Institute of Public Policy

[Start Here](#) | [Content Modules](#) | [Contact Us](#)

Welcome to the Foundational Public Health Services Gap Analysis Project!

The MU Institute of Public Policy recently launched the

Submit Module 2: Self-Assessment & Full Implementation

☰ Comm_Hlth_Eng_Outrch-260378-Foundational Public Hea... > Assignments

Search this course



Non-Credit

🔍 Search...

SHOW BY DATE

SHOW BY TYPE

Home

Getting Started with
Canvas

Modules

Panopto Video

Assignments

Support and Policies

Student Canvas
Support

▼ Upcoming Assignments



Module 1: Current Financials

Available until Jul 31 at 11:59pm | Due May 1 at 11:59pm



Module 2: Self-Assessment and Full Implementation

Not available until May 2 at 12:00am | Due Sep 17 at 11:59pm

Submit Module 2: Self-Assessment & Full Implementation

The screenshot shows a Canvas LMS interface for an assignment titled "Module 2: Self-Assessment and Full Implementation". The page includes a sidebar with navigation options like Account, Dashboard, Courses, Calendar, Inbox, History, Search, and Help. The main content area shows the assignment details, including the attempt number (Attempt 1), a progress indicator (In Progress), and a "NEXT UP: Submit Assignment" prompt. Below this, there are options for submission type: "Upload" and "More". A large dashed box is overlaid on the page with the text "Name your file [your LPHA name]-Completed Gap Analysis". Below this, there is a file upload area with a rocket icon and the text "Drag a file here, or Choose a file to upload". To the right of this area are buttons for "Webcam Photo" and "Canvas Files". At the bottom right, there are "Submit Assignment" and "Next" buttons.

Comm_Hlth_Eng_Outrch-260378-Foundational Public Health Services Gap Analysis > Assignments

Search this course Immersive Reader

Non-Credit

Account

Dashboard

Courses

Calendar

Inbox

History

Search

Help

Home

Getting Started with Canvas

Modules

Panopto Video

Assignments

Support and Policies

Student Canvas Support

Module 2: Self-Assessment and Full Implementation

Due: Tue Sep 17, 2024 11:59pm

Attempt 1 In Progress
NEXT UP: Submit Assignment

Add Comment

Unlimited Attempts Allowed
Available: May 2, 2024 12:00am until Oct 31, 2024 11:59pm

Details

Module 2 includes:

- Tab 08. Self-Assessment
- Tab 09. PHWF Calculator
- Tab 10. Needed Labor
- Tab 11. Full Implementation

Choose a submission type

Upload More

Drag a file here, or
Choose a file to upload

Webcam Photo

Canvas Files

Submit Assignment Next

Submit Module 2: Self-Assessment & Full Implementation

The screenshot displays a Canvas LMS interface for a course titled "Comm_Hlth_Eng_Outrch-260378-Foundational Public Health Services Gap Analysis". The user is viewing an assignment titled "Module 2: Self-Assessment and Full Implementation" with a due date of "Tue Sep 17, 2024 11:59pm". The interface shows the user is on "Attempt 1", which was submitted on "May 2, 2024 1:12pm". A status message indicates "NEXT UP: Review Feedback". The assignment is marked as "Unlimited Attempts Allowed" and is available from "May 2, 2024 12:00am until Oct 31, 2024 11:59pm".

The assignment details section lists the following components:

- Tab 08. Self-Assessment
- Tab 09. PHWF Calculator
- Tab 10. Needed Labor
- Tab 11. Full Implementation

The main content area shows a preview of a document titled "Missouri FPHS Gap Analysis Tool" from the "Institute of Public Health Services, University of Missouri". The document includes an "About" section with the following text:

About the Missouri FPHS Gap Analysis Tool

National recommendations suggest that a "minimum package of public health services"—a suite of skills, programs, and activities—must be available from the public health system to work anywhere. The Foundational Public Health Services (FPHS) provide such a framework and sufficient detail to estimate necessary services. This Missouri FPHS Gap Analysis Tool allows for the collection of data to assist with estimating current and necessary resources for governmental public health activities defined in the Missouri FPHS framework. This information can inform decisions throughout Missouri about what additional resources are needed and how to meet the needs of communities, in support of public health transformation.

Navigation elements include a sidebar with icons for Account, Dashboard, Courses, Calendar, Inbox, History, Search, and Help. The top right features a search bar and an Immersive Reader button. The bottom of the preview area has "Previous" and "Next" buttons, and a "New Attempt" button is visible in the bottom right corner.

LPHAs CAN Submit DH-37 to State Auditor

#REF!



Annual Financial Report (DH-37)

(FY)

Completing this tab will provide a record for your DH-37 (Annual Financial Report). The University of Missouri will submit it directly to the Center for Local Public Health Services at DHSS in the required timeframe. Information in this tab will auto-populate into the 05. Background tab. **Please see below the data entry sections of this tab for detailed instructions.**

Agency Information

Agency Details

(used to identify responding entity and create header labels)

Agency Name:

Fiscal Year (YYYY)

Please type in the year of the most recent completed or audited fiscal year.

Point-of-Contact:

(used to identify person in charge of responding to assessment)

Point-of-Contact Name:

Beginning (MM/DD/YYYY)

Ending (MM/DD/YYYY)

Email:

Financial Report

Previous Year Ending Balance (\$)

Local Revenues	
Revenue Category	Local
Local Taxes	
Interest	
Vital Records	
Donations	
Fees and Fines	
Other Local Revenues	
Total Local Revenue	\$0

Department of Health and Senior Services (DHSS) Revenues			
Revenue Category	Federal	State	DHSS Total
CORE-State Investment in Local Public Health Svcs.			\$0
Public Health Infrastructure Grant (PHIG)			\$0
ELC - Enhancing Detection (ED) CARES			\$0
ELC - Enhancing Detection (ED) Expansion			\$0
Public Health Emergency Preparedness (PHEP)			\$0
Crisis Cooperative Agreement			\$0
Workforce Development			\$0
Workforce Contract			\$0

Thank you!



Jill Lucht, MS
Project Director

Syrus Duffy, MPA
Research Specialist

**Lindsey Linkous,
MPA, '25**
Graduate Student
Data Analyst

Sara Gable, PhD
Primary Investigator

Adrienne Ohler, PhD
Co-Primary
Investigator

Project Contacts:

Jill Lucht & Syrus Duffy
FPHSgap@missouri.edu
573-882-8191

DHSS Project Partners

- Daniel Bogle, DHSS Health Policy Director
- Tiffany Bayer, Center for Local Public Health Services Director
- Jennifer Harrison, Local Public Health Services Manager

