

Missouri

Overall State Totals 2023

1

29.0%



of 3rd grade children have untreated tooth decay

2



71,222

assessments or dental screenings were completed through the state dental program


3

11.1%



of Medicaid eligible children aged 1-2 years received preventive dental services

4



34.8%

of Medicaid eligible children and teens aged 1-20 years received preventive dental services

5

21,640



Medicaid eligible children and teens aged 1-20 years received oral health services provided by a non-dental provider

6



39.0%

of intellectually or developmentally disabled persons aged 0 and older have untreated tooth decay

7

47.9%

of Medicaid eligible pregnant women received preventive dental services



8

44.0%



of adults aged 18+ years have had at least one permanent tooth extracted

9

19.9%

of adults aged 65+ have had all of their permanent teeth extracted due to decay or disease



10



76.8%

of the population served by public water systems receive fluoridated water

11



16.8%

of adults currently smoke cigarettes








12



8.2%

of adults aged 18+ years currently use e-cigarettes

Missouri & US ORAL HEALTH COMPARISONS

INDICATOR	MO	US	TARGET*	TREND
1 % of 3rd grade children that have untreated tooth decay	29	13.4	10.2	
2 # of assessments or dental screenings completed through state dental program	71,222	N/A	N/A	
3 % of Medicaid eligible children aged 1-2 years received preventive dental services	11.1	19.2	N/A	
4 % of Medicaid eligible children and teens aged 1-20 years received preventive dental services	34.8	78.8	79.9	
5 # of Medicaid eligible children and teens aged 1-20 years received oral health services provided by a non-dental provider	21,640	N/A	N/A	
6 % of intellectually or developmentally disabled persons aged 0 and older have untreated tooth decay	39.0	32.2	N/A	
7 % of Medicaid eligible pregnant women received preventive dental	47.9	46	N/A	
8 % of adults aged 18+ years have had at least one permanent tooth extracted	44.0	43.3	N/A	
9 % of adults aged 65+ have had all of their permanent teeth extracted due to decay or disease	19.9	7.9	N/A	
10 % of the population served by public water systems with fluoridated water	76.8	72.3	77.1	
11 % of adults who currently smoke cigarettes	16.8	19.8	N/A	
12 % of adults aged 18+ years currently use e-cigarettes	8.2	4.5	N/A	

* Healthy People 2030: <https://health.gov/healthypeople/objectives-and-data/browse-objectives/oral-conditions>. Data used from 2022 PRAMS, BRFSS, and CDC data. Water fluoridation data from 2020 and 2023.