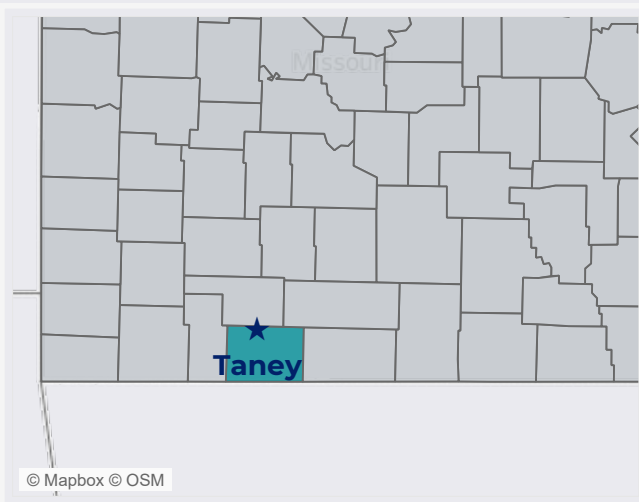


Taney County Drug Overdose Fact Sheet

80
FATAL
drug overdoses in 2018-2022



Fatal Trends

Figure 2: Taney County experienced 80 drug overdose deaths from 2018 to 2022. A little over half of these deaths (51%) were attributed to non-opioid substances such as stimulants, followed by non-Heroin opioids (48%) and Heroin (1%).

Figure 3: From 2018 to 2022, the 15 to 34 age group accounted for the highest percentage of drug overdose deaths in Taney County (46%). This was followed by the 35 to 54 age group (38%), and the 55+ age group (16%).

Figure 4: Among drug overdose deaths in Taney County, more than half (58%) were to White males. White females accounted for 40%.

Nonfatal Trends

Figure 1: Total drug overdose-related hospital visits among Taney County residents have remained relatively steady, but there are fluctuations occurring in visit types. Since 2018, drug overdose-related inpatient visits have decreased by 22%, while ER visits have increased by 9%.

Figure 1. Nonfatal All Drug Overdose Health Care Utilization (2018-2022*)

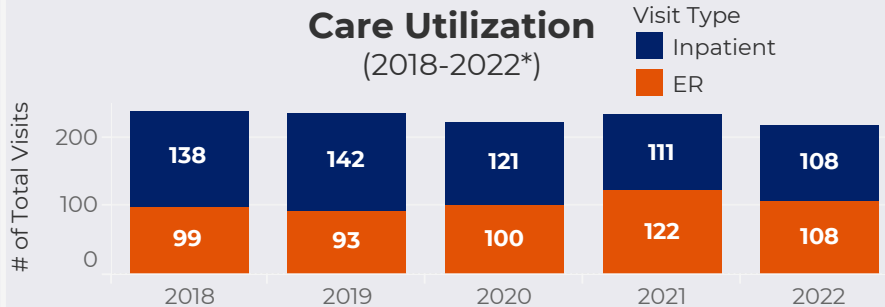


Figure 2. Fatal Drug Overdoses by Type (2018-2022)

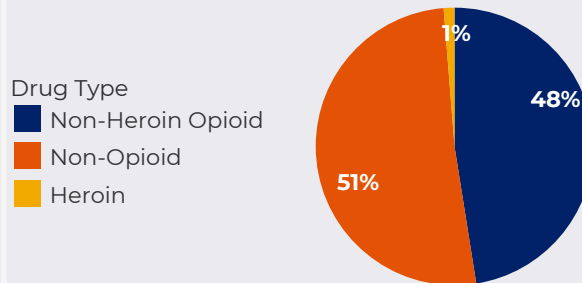


Figure 3. Fatal Drug Overdoses by Age Group (2018-2022)

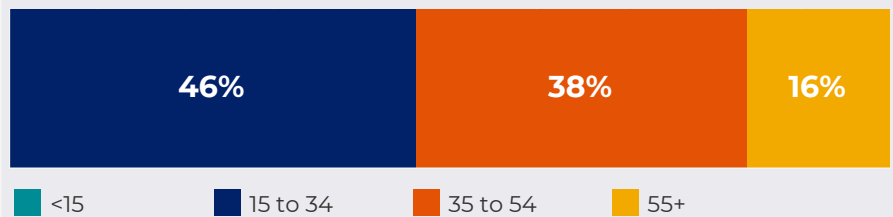


Figure 4. Fatal Drug Overdoses by Race and Sex (2018-2022)

