

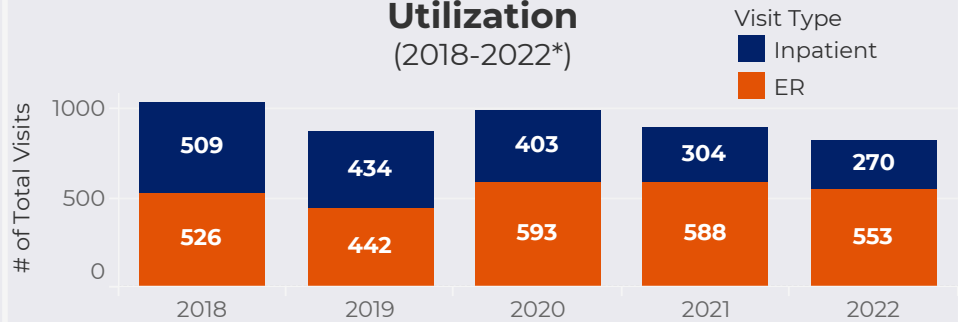
Southeast Region Drug Overdose Fact Sheet

68
FATAL
drug overdoses in 2022
▲ 3% from 2021

Nonfatal Trends

Figure 1: The Southeast region consists of primarily rural counties, with the exception of Cape Girardeau County. Within this region, total drug overdose-related visits have only slightly fluctuated throughout the five-year time period. Since 2018, drug overdose related inpatient visits decreased by 47%, and ER visits have increased by 5%.

Figure 1. Nonfatal All Drug Overdose Health Care Utilization (2018-2022*)



Regional Fatal Trends

The following visualizations depict trends within LPHA Reporting Group, E.

Figure 2: The Southeast region saw a sharp decrease in fatal drug overdoses in 2019. This was primarily due to the 36% decrease in fatal overdoses attributed to non-opioids such as Methamphetamine or Cocaine. After 2019, deaths increased averaging around 70 per year. Non-Heroin opioid overdose deaths began to rise, but non-opioids continue to make up the majority of overdose deaths in this region.

Figure 3: In 2021, there was an increase in deaths within the 15 to 34 age group while both the 35 to 54 and 55+ age group saw declines. This resulted in the younger age group having the largest percentage of overdose deaths in the Southeast region for the first time. In 2022, this age group experienced a slight decline from the year prior, with the 35 to 54 age group once again making up the majority.

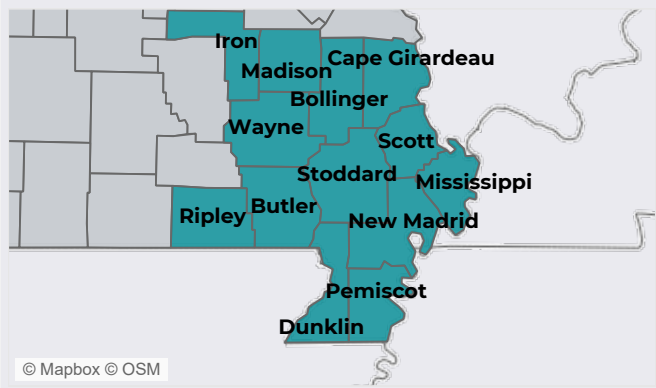
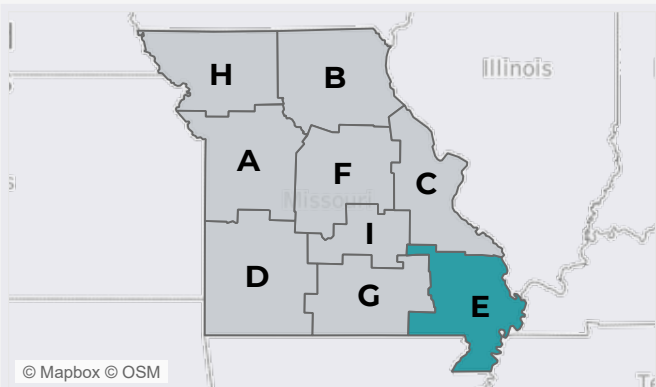


Figure 2. Fatal Drug Overdoses by Type

For LPHA Reporting Region E (2018-2022)

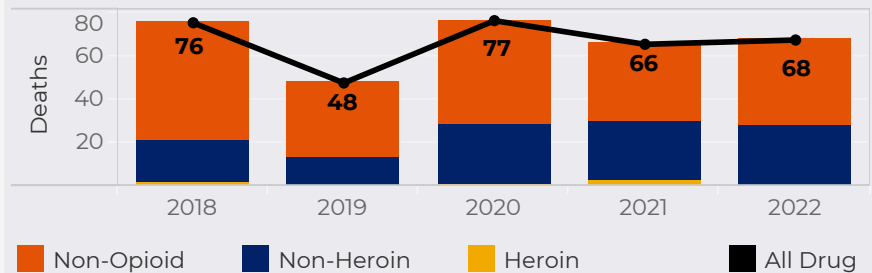
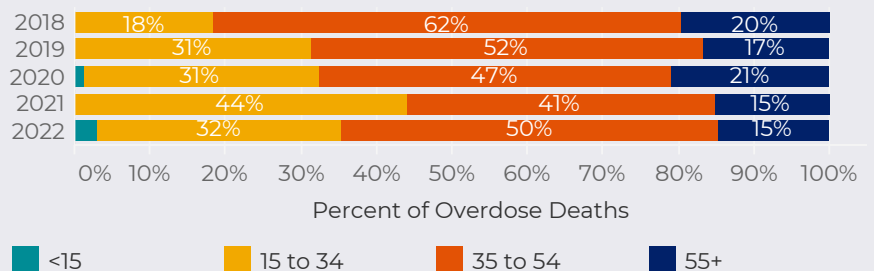


Figure 3. Fatal Drug Overdoses by Age Group

For LPHA Reporting Region E (2018-2022)



Sources: Nonfatal data available from the Missouri Patient Abstract System. Fatal data available from the Missouri Vital Statistics Death File.

* Nonfatal 2022 data is provisional and subject to change.