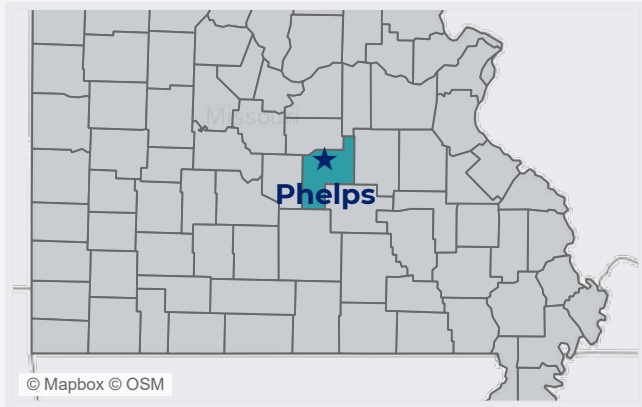


Phelps County Drug Overdose Fact Sheet

106
FATAL
drug overdoses in 2018-2022



Fatal Trends

Figure 2: Phelps County experienced a total of 106 drug overdose deaths from 2018 to 2022. The majority of these deaths (70%) were attributed to non-Heroin opioids such as Fentanyl, followed by non-opioid substances (23%) and Heroin (8%).

Figure 3: From 2018 to 2022, the 15 to 34 age group accounted for the highest percentage of drug overdose deaths in Phelps County. This was followed by the 35 to 54 age group (37%) and the 55+ age group (16%). Individuals aged 15 and under made up only 2% of the total overdose deaths.

Figure 4: Among drug overdose deaths in Phelps County, 63% were White males. Just over one third of deaths were White females, and 3% of deaths were Black males. There were no overdose deaths to Black females during this time period.

Nonfatal Trends

Figure 1: Drug overdose-related hospital visits in Phelps County have been on the rise over the past five years. The highest number of visits occurred in 2020, with a total of 214 visits. After 2020, the number of drug overdose emergency room visits steadily declined while inpatient visits have increased slightly.

Figure 1. Nonfatal All Drug Overdose Health Care Utilization (2018-2022*)

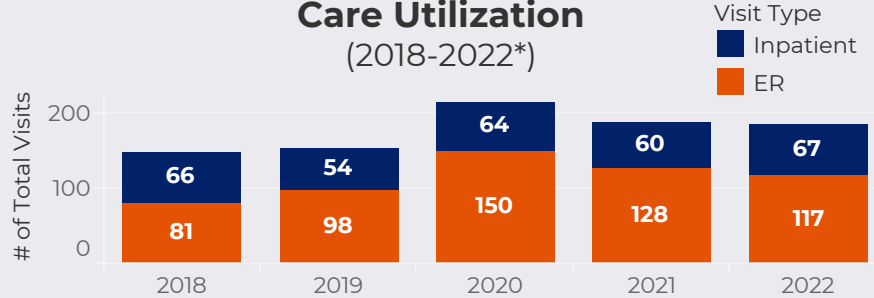


Figure 2. Fatal Drug Overdoses by Type (2018-2022)

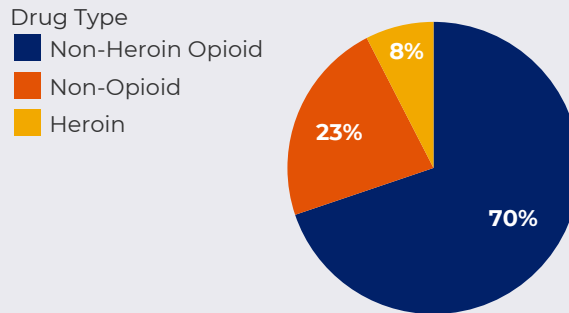


Figure 3. Fatal Drug Overdoses by Age Group (2018-2022)

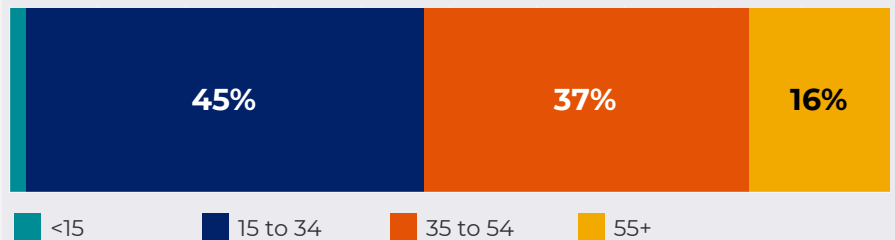


Figure 4. Fatal Drug Overdoses by Race and Sex (2018-2022)

