

# Pemiscot County Drug Overdose Fact Sheet

**12**  
**FATAL**  
drug overdoses in 2018-2022



## Fatal Trends

Figure 2: Pemiscot County experienced 12 drug overdose deaths from 2018 to 2022. More than half of these drug overdose deaths were attributed to non-opioid substances such as stimulants, followed by non-Heroin opioids (33%).

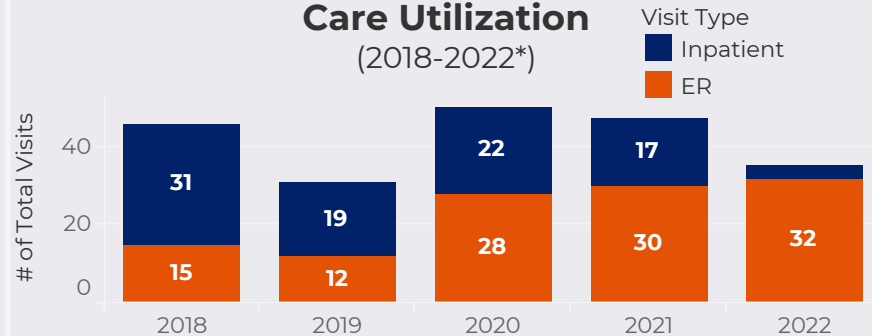
Figure 3: From 2018 to 2022, the 35 to 54 and 55+ age groups each accounted for 33% of fatal drug overdoses in Pemiscot County, followed by the 15 to 34 age group (25%). Individuals aged 15 and under made up 8% of the total overdose deaths.

Figure 4: Among drug overdose deaths in Pemiscot County, males accounted for 66% of drug overdose deaths, while females accounted for 34% of overdose deaths.


## Nonfatal Trends

Figure 1: Pemiscot County has experienced fluctuations in drug overdose-related hospital visits, with the lowest numbers recorded in 2019. Since 2018, there has been a 97% decrease in inpatient visits, while ER visits have doubled.

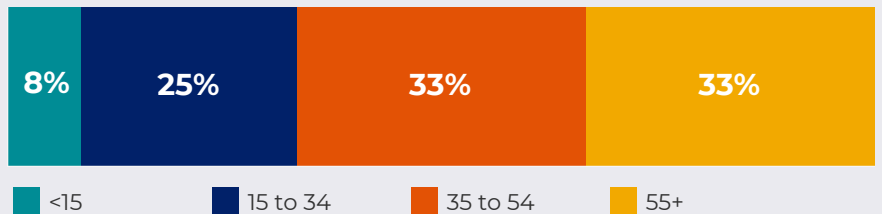
**Figure 1. Nonfatal All Drug Overdose Health Care Utilization (2018-2022\*)**



**Figure 2. Fatal Drug Overdoses by Type (2018-2022)**



**Figure 3. Fatal Drug Overdoses by Age Group (2018-2022)**



**Figure 4. Fatal Drug Overdoses by Sex (2018-2022)**

