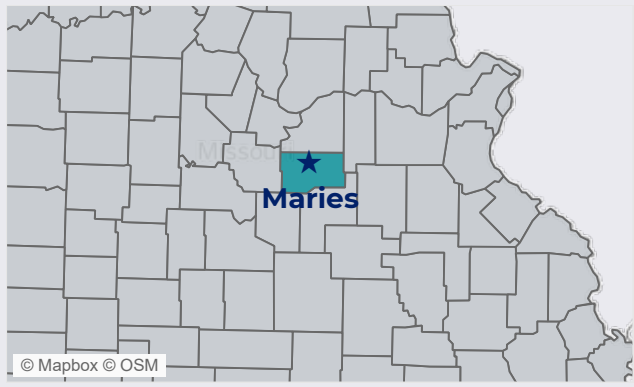


Maries County Drug Overdose Fact Sheet

12
FATAL

drug overdoses in 2018-2022



Fatal Trends

Figure 2: Maries County experienced 12 drug overdose deaths from 2018 to 2022. Three-fourths of these deaths were attributed to non-Heroin opioids, such as Fentanyl, followed by non-opioid substances.

Figure 3: From 2018 to 2022, the 15 to 34 age group accounted for 58% of drug overdose deaths in Maries County. This was followed by the 35 to 54 age group (33%), and the 55+ age group (8%).

Figure 4: Males accounted for 58% of drug overdose deaths in Maries County, while females accounted for the remaining 42%.

Nonfatal Trends

Figure 1: Counts for Maries County residents have fluctuated for drug overdose-related inpatient hospitalization with a peak in 2021 and low counts in 2019 and 2022. Drug overdose-related ER counts have been rising over the last five years.

Figure 1. Nonfatal All Drug Overdose Health Care Utilization (2018-2022*)

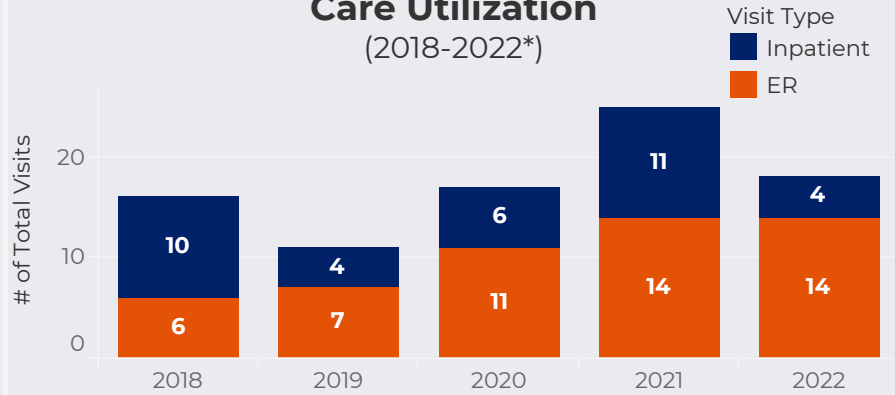


Figure 2. Fatal Drug Overdoses by Type (2018-2022)

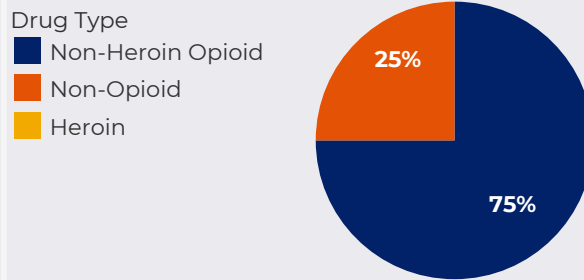


Figure 3. Fatal Drug Overdoses by Age Group (2018-2022)

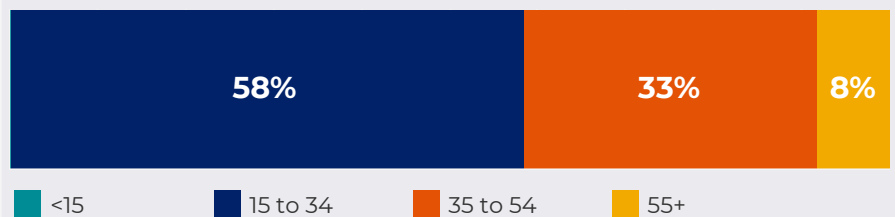


Figure 4. Fatal Drug Overdoses by Sex (2018-2022)

