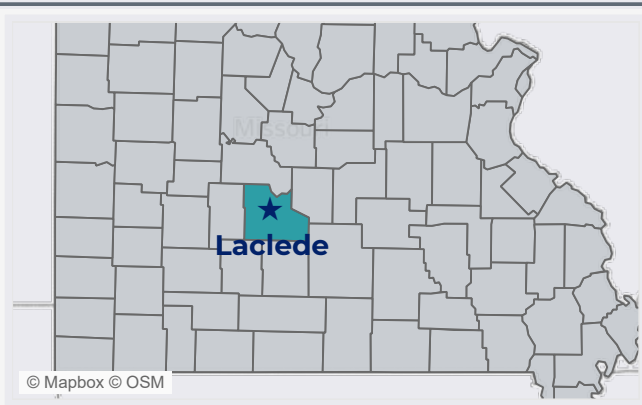


Laclede County Drug Overdose Fact Sheet

44

FATAL

drug overdoses in 2018-2022



Fatal Trends

Figure 2: Laclede County experienced a total of 44 drug overdose deaths from 2018 to 2022. The majority of these deaths (52%) were attributed to non-opioid substances such as stimulants, followed by non-Heroin opioids (45%) and Heroin (2%).

Figure 3: From 2018 to 2022, the 35 to 54 age group accounted for the highest percent of drug overdose deaths in Laclede County. This was followed by the 55+ age group (30%) and the 15 to 34 age group (27%).

Figure 4: Males consisted of two thirds of all overdose deaths in Laclede County. Females accounted for the remaining 32%.

Nonfatal Trends

Figure 1: Laclede County has experienced a gradual decline in total drug overdose-related hospital visits. Since 2018, inpatient visits have decreased by just over half, while ER visits have increased by 19%.

Figure 1. Nonfatal All Drug Overdose Health Care Utilization (2018-2022*)

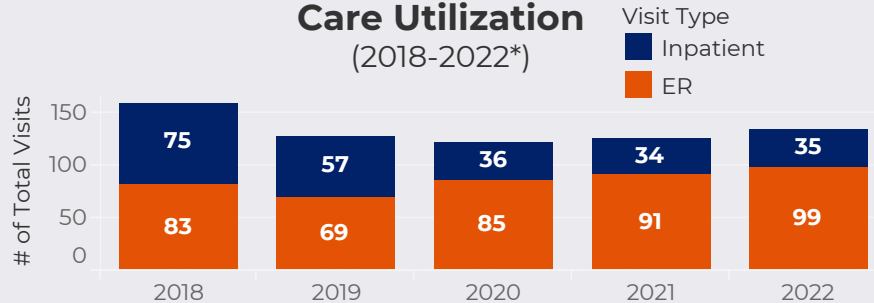


Figure 2. Fatal Drug Overdoses by Type (2018-2022)

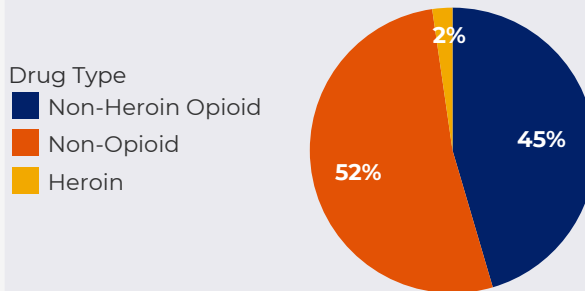


Figure 3. Fatal Drug Overdoses by Age Group (2018-2022)

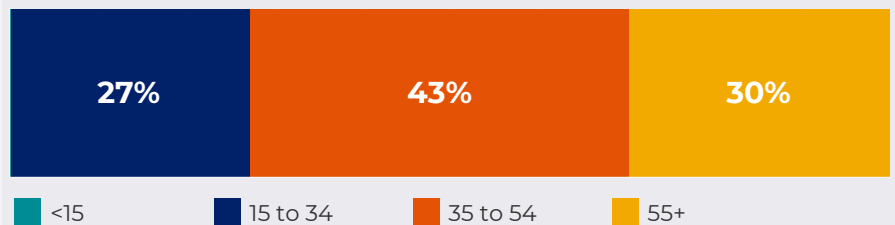


Figure 4. Fatal Drug Overdoses by Sex (2018-2022)

