

Nonfatal Trends

Figure 1: In 2022, the Kansas City region had the second highest rate of ER visits due to drug overdoses, only trailing the St. Louis region. In the last five years, drug overdose inpatient visits have decreased by 28%, while ER visits have increased by 9%.

Kansas City Region Drug Overdose Fact Sheet

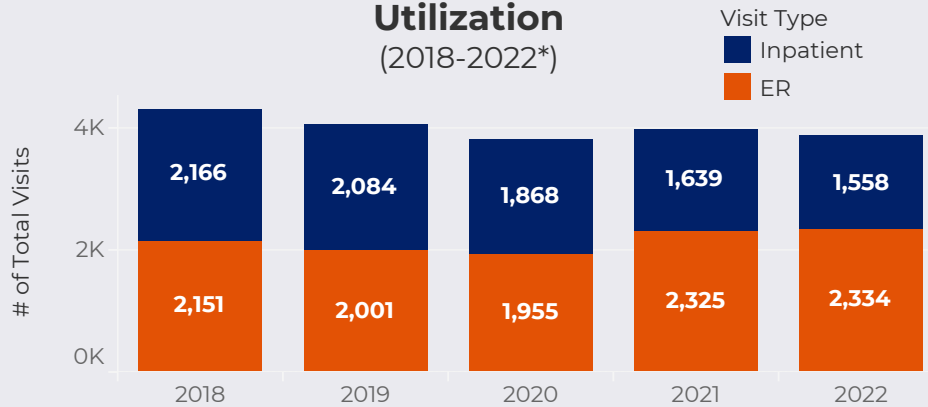
461

FATAL

drug overdoses in 2022

▲ 18% from 2021

Figure 1. Nonfatal All Drug Overdose Health Care Utilization (2018-2022*)



Regional Fatal Trends

The following visualizations depict trends within LPHA Reporting Group, A.

Figure 2: Drug overdose deaths have increased by 90% since 2018. Non-Heroin opioids such as Fentanyl have become increasingly prevalent in fatal drug overdoses and have more than tripled. Non-opioid drug overdose fatalities have increased by 44%, and Heroin overdose fatalities have decreased by 89%.

Figure 3: Throughout the years, the majority of fatal drug overdoses continue to occur within the 35 to 54 age group. Fatal drug overdoses have increased for all age groups since 2018, with the 15 to 34 age group experiencing the highest increase in the last five years. Based on total counts, fatal drug overdoses have increased by 163% in the 15 to 34 age group since 2018.

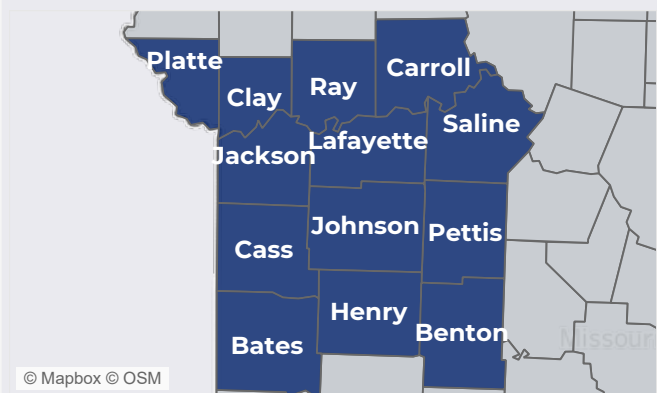


Figure 2. Fatal Drug Overdoses by Type

For LPHA Reporting Region A (2018-2022)

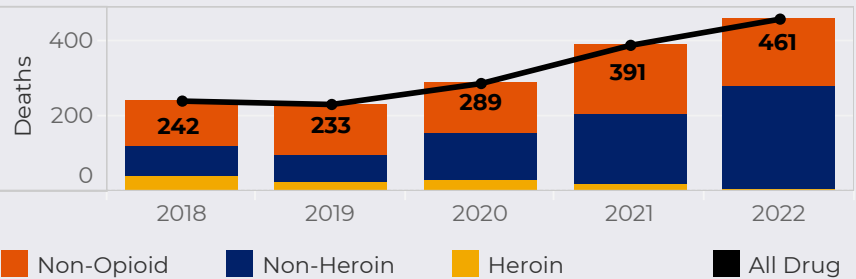
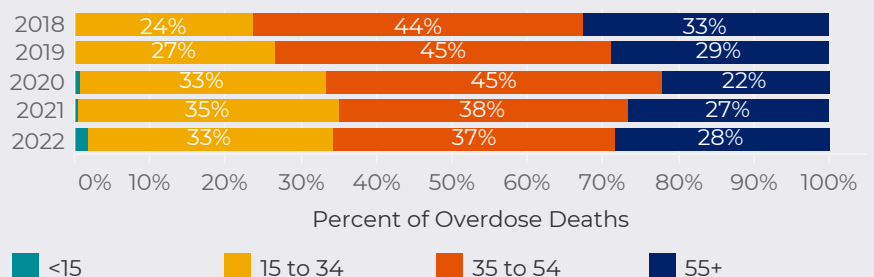


Figure 3. Fatal Drug Overdoses by Age Group

For LPHA Reporting Region A (2018-2022)



Sources: Nonfatal data available from the Missouri Patient Abstract System. Fatal data available from the Missouri Vital Statistics Death File.

* Nonfatal 2022 data is provisional and subject to change.