

Gasconade County Drug Overdose Fact Sheet

30
FATAL
drug overdoses in 2018-2022



Fatal Trends

Figure 2: Gasconade County experienced 30 drug overdose deaths from 2018 to 2022. More than half of the drug overdose deaths (67%) were attributed to non-Heroin opioids such as Fentanyl, followed by non-opioid substances (30%), and Heroin (3%).

Figure 3: From 2018 to 2022, the 35 to 54 age group accounted for the highest percentage of drug overdose deaths in Gasconade County. This was followed by the 15 to 34 age group (43%), and the 55+ age group (3%).

Figure 4: Among drug overdose deaths in Gasconade County, males accounted for 66% of drug overdose deaths, while females accounted for 34% of overdose deaths.

Nonfatal Trends

Figure 1: Since 2019, there has been a notable decrease in drug overdose-related hospital visits among Gasconade County residents. Inpatient visits have decreased by 33%, and ER visits have seen a decline of 53% during this time period.

Figure 1. Nonfatal All Drug Overdose Health Care Utilization (2018-2022*)

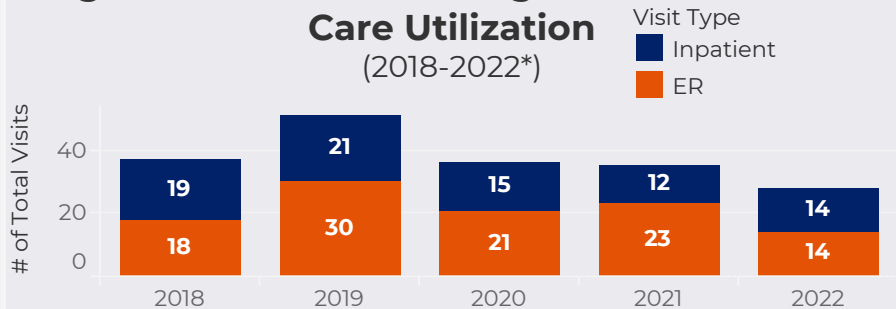


Figure 2. Fatal Drug Overdoses by Type (2018-2022)

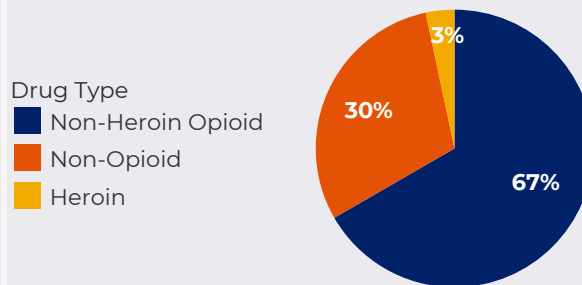


Figure 3. Fatal Drug Overdoses by Age Group (2018-2022)

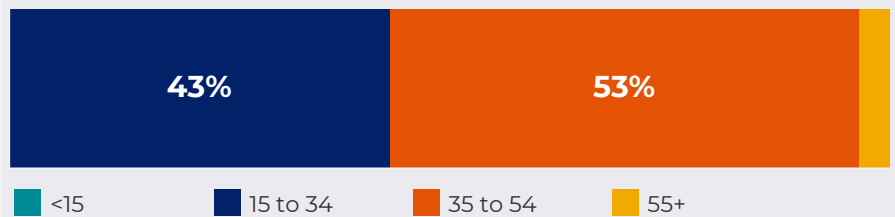


Figure 4. Fatal Drug Overdoses by Sex (2018-2022)

