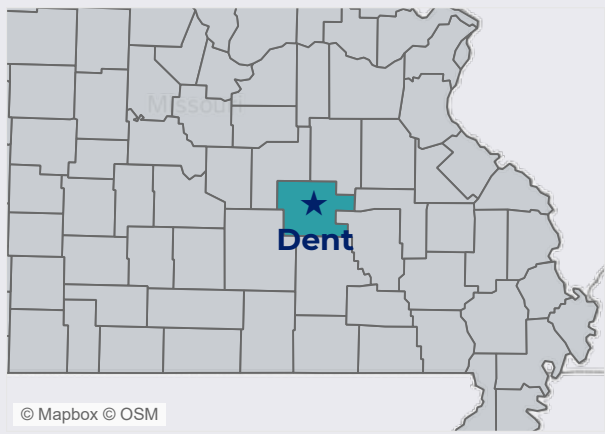


Dent County Drug Overdose Fact Sheet

37

FATAL

drug overdoses in 2018-2022



Fatal Trends

Figure 2: Dent County experienced a total of 37 drug overdose deaths from 2018 to 2022. The majority of these deaths (70%) were attributed to non-Heroin opioids, such as Fentanyl. Non-opioid substances made up 23% of overdose deaths, while Heroin only made up 3% of overdose deaths.

Figure 3: From 2018 to 2022, the 35 to 54 age group accounted for the highest percent of drug overdose deaths in Dent County. This was followed by the 55+ age group (30%) and the 15 to 34 age group (19%).

Figure 4: Out of the 37 deaths due to drug overdose that occurred between 2018 to 2022, just over half were male. Females made up the remaining 41% of overdose deaths during this time period.

Nonfatal Trends

Figure 1: Dent County experienced a decrease in total drug overdose-related hospital visits in 2020. This was mainly due to the sharp decline in inpatient visits. Since 2020, total visits have increased by 12% in 2022.

Figure 1. Nonfatal All Drug Overdose Health Care Utilization (2018-2022*)

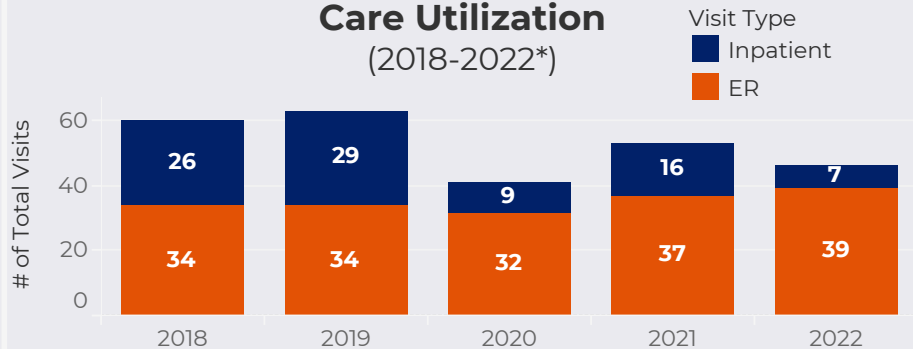


Figure 2. Fatal Drug Overdoses by Type (2018-2022)

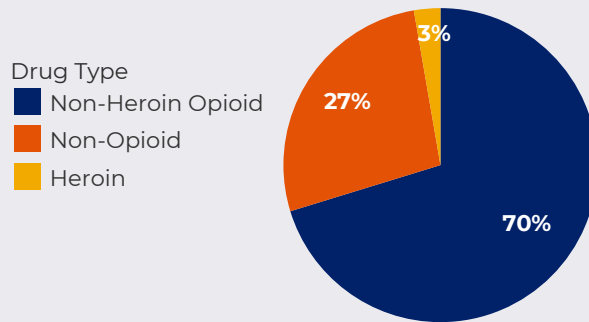


Figure 3. Fatal Drug Overdoses by Age Group (2018-2022)

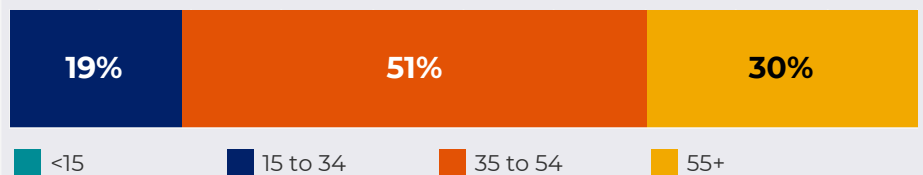


Figure 4. Fatal Drug Overdoses by Sex (2018-2022)

