

# Cape Girardeau County Drug Overdose Fact Sheet

**76**  
**FATAL**  
drug overdoses in 2018-2022



## Fatal Trends

Figure 2: Cape Girardeau County experienced a total of 76 drug overdose deaths from 2018 to 2022. The majority of these deaths (67%) were attributed to non-opioid substances such as stimulants, followed by non-Heroin opioids (32%) such as Fentanyl. Heroin accounted for only 1% of drug overdose deaths during this time period.

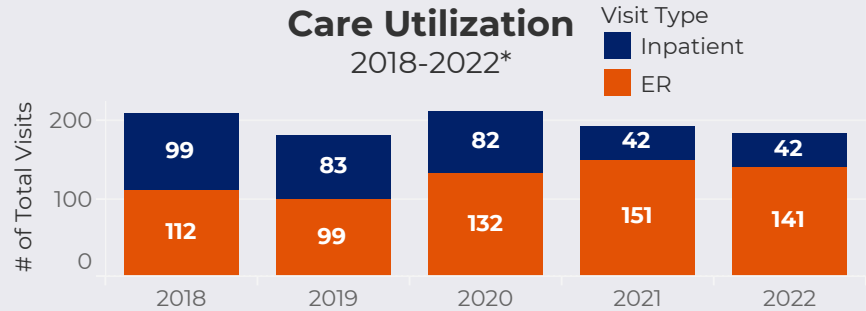
Figure 3: From 2018 to 2022, the 35 to 54 age group accounted for the highest percentage of drug overdose deaths in Cape Girardeau County. This was followed by the 15 to 34 age group (33%), and 55+ age group (20%).

Figure 4: Among drug overdose deaths in Cape Girardeau County, White males and females had the highest percentage, both at 43%. Black males followed at 8%, and Black females at 5%.

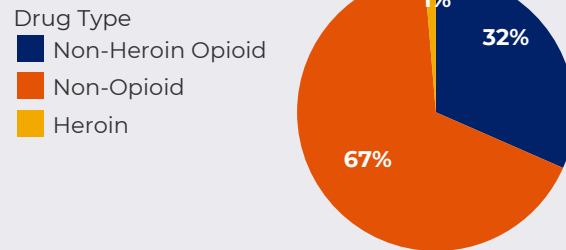
## Nonfatal Trends

Figure 1: Cape Girardeau County is the only urban county in the Southeast region of the state. Total drug overdose-related hospital visits have remained relatively steady, with fluctuations occurring in visit types. Since 2018, drug overdose-related inpatient visits have decreased 58%, while ER visits have increased by 26%.

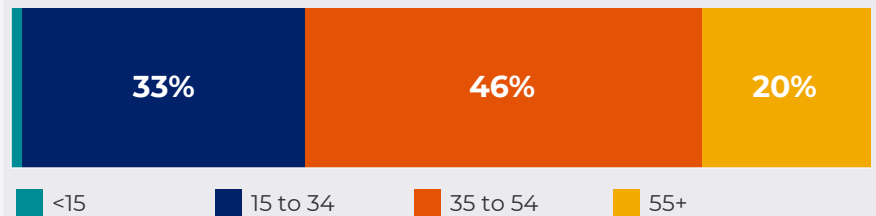
**Figure 1. Nonfatal All Drug Overdose Health Care Utilization**



**Figure 2. Fatal Drug Overdoses by Type**  
(2018-2022)



**Figure 3. Fatal Drug Overdoses by Age Group**  
(2018-2022)



**Figure 4. Fatal Drug Overdoses by Race and Sex**  
(2018-2022)

