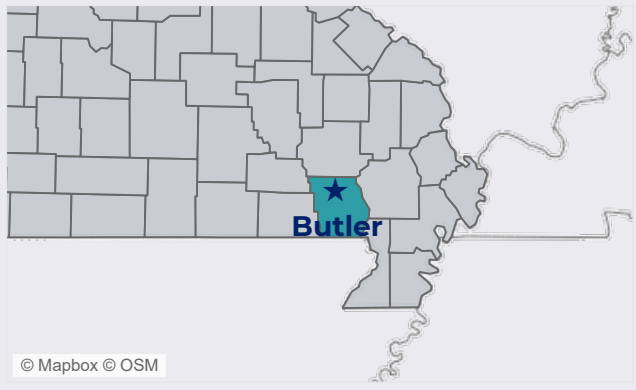


Butler County Drug Overdose Fact Sheet

82
FATAL
drug overdoses in 2018-2022



Fatal Trends

Figure 2: Butler County experienced 82 drug overdose deaths from 2018 to 2022. A little over half of these deaths (51%) were attributed to non-opioid substances, followed by non-Heroin opioids (48%), and Heroin (1%).

Figure 3: From 2018 to 2020, the 35 to 54 age group accounted for the highest percentage (51%) of drug overdose deaths in Butler County. This was followed by the 15 to 34 age group (34%), and 55+ age group (13%).

Figure 4: White males had the highest percentage of drug overdose deaths in Butler County during this time period. White females made up over one third of the deaths, while Black males and Black females consisted of the remaining 12%.

Nonfatal Trends

Figure 1: Total drug overdose-related hospital visits have been steadily declining after a peak in 2020. Since then, drug overdose-related inpatient visits have decreased 23%, while ER visits have decreased 44%. Total drug overdose-related visits have decreased 36% since 2020.

Figure 1. Nonfatal All Drug Overdose Health Care Utilization (2018-2022*)

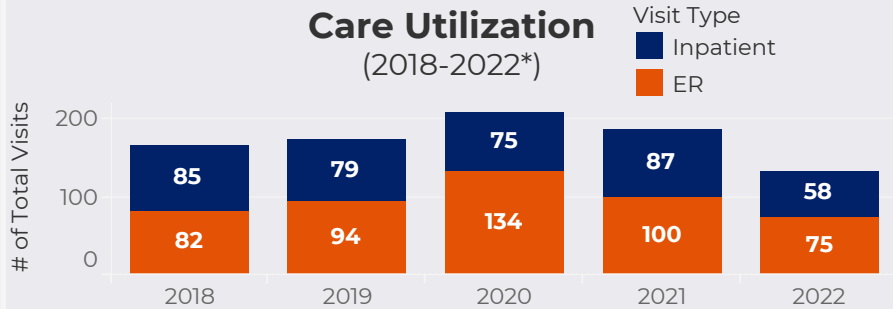


Figure 2. Fatal Drug Overdoses by Type (2018-2022)

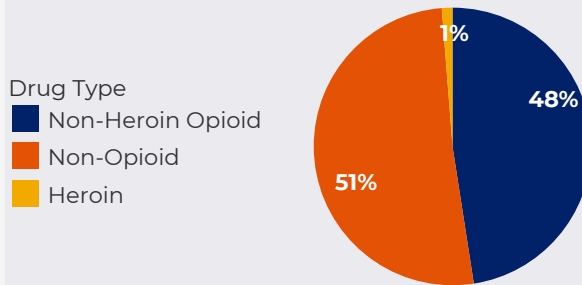


Figure 3. Fatal Drug Overdoses by Age Group (2018-2022)

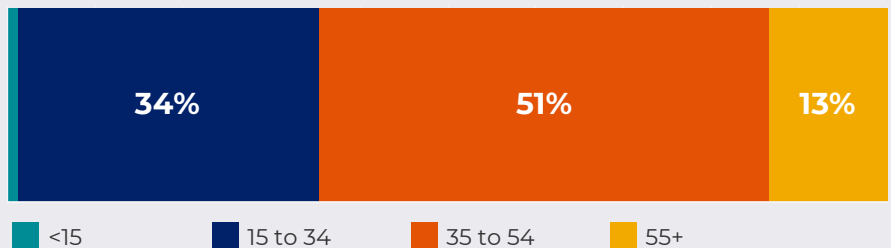


Figure 4. Fatal Drug Overdoses by Race and Sex (2018-2022)

