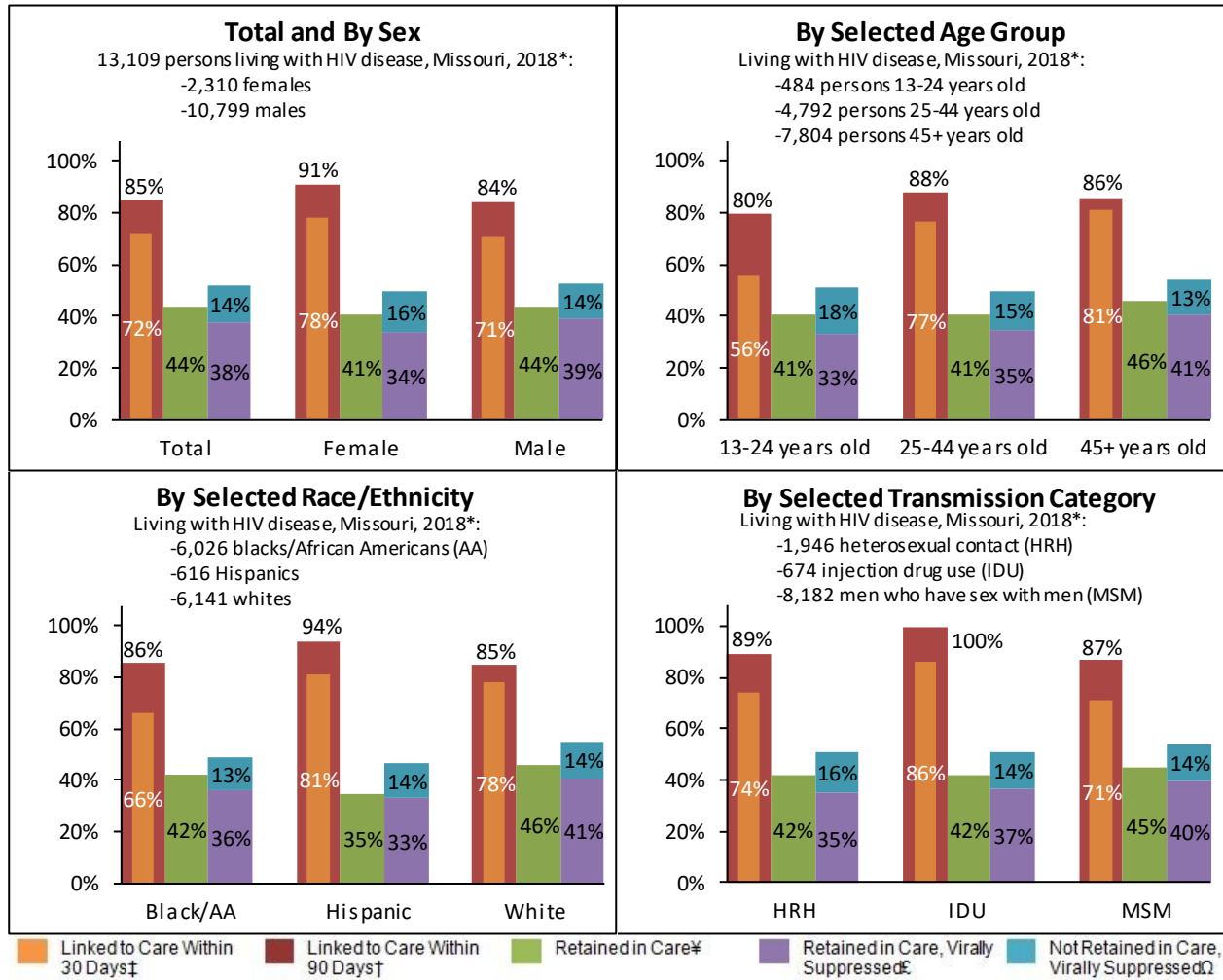


PROVISIONAL

Engagement in HIV Care, Missouri, 2018



PROVISIONAL DATA. Interpret with caution. Sufficient time has not elapsed to ensure complete reporting of measures along the continuum. These figures likely underestimate the continuum measures. Data are subject to change over time.

This figure provides estimates of engagement in HIV care among persons diagnosed and living with HIV whose most recent diagnosis of HIV or stage 3 (AIDS) occurred in Missouri. Data presented may change if methods to generate the estimates are altered. Data columns for diagnosed, linked to care, retained in care, and virally suppressed are calculated independently, and therefore should not be interpreted as related measures. Extreme caution should be used when comparing with data from other jurisdictions as the populations included and methods used to calculate the various measures may vary significantly.

Prepared by: Missouri Department of Health and Senior Services (DHSS), Bureau of Reportable Disease Informatics

*Number of adults and adolescents (i.e., 13 years of age or older) who resided in Missouri at the time of their most recent diagnosis of HIV or stage 3 (AIDS) who were known to be living at the end of 2018. Source: DHSS. Annual enhanced HIV/AIDS Reporting System (eHARS) dataset frozen 2/28/19.

†Derived from adults and adolescents newly diagnosed with HIV disease in Missouri in 2018 with a CD4 or viral load lab result within one month of diagnosis. Source: DHSS. Annual eHARS dataset frozen 2/28/19.

‡Derived from adults and adolescents newly diagnosed with HIV disease in Missouri in 2018 with a CD4 or viral load lab result within three months of diagnosis. Source: DHSS. Annual eHARS dataset frozen 2/28/19.

¥Derived from adults and adolescents diagnosed with HIV through 2017 and living in 2018 who resided in Missouri at the time of their most recent diagnosis of HIV or stage 3 (AIDS) who had at least two CD4 or viral load lab results in 2018 which were collected at least three months apart. Source: DHSS. Annual eHARS dataset frozen 2/28/19.

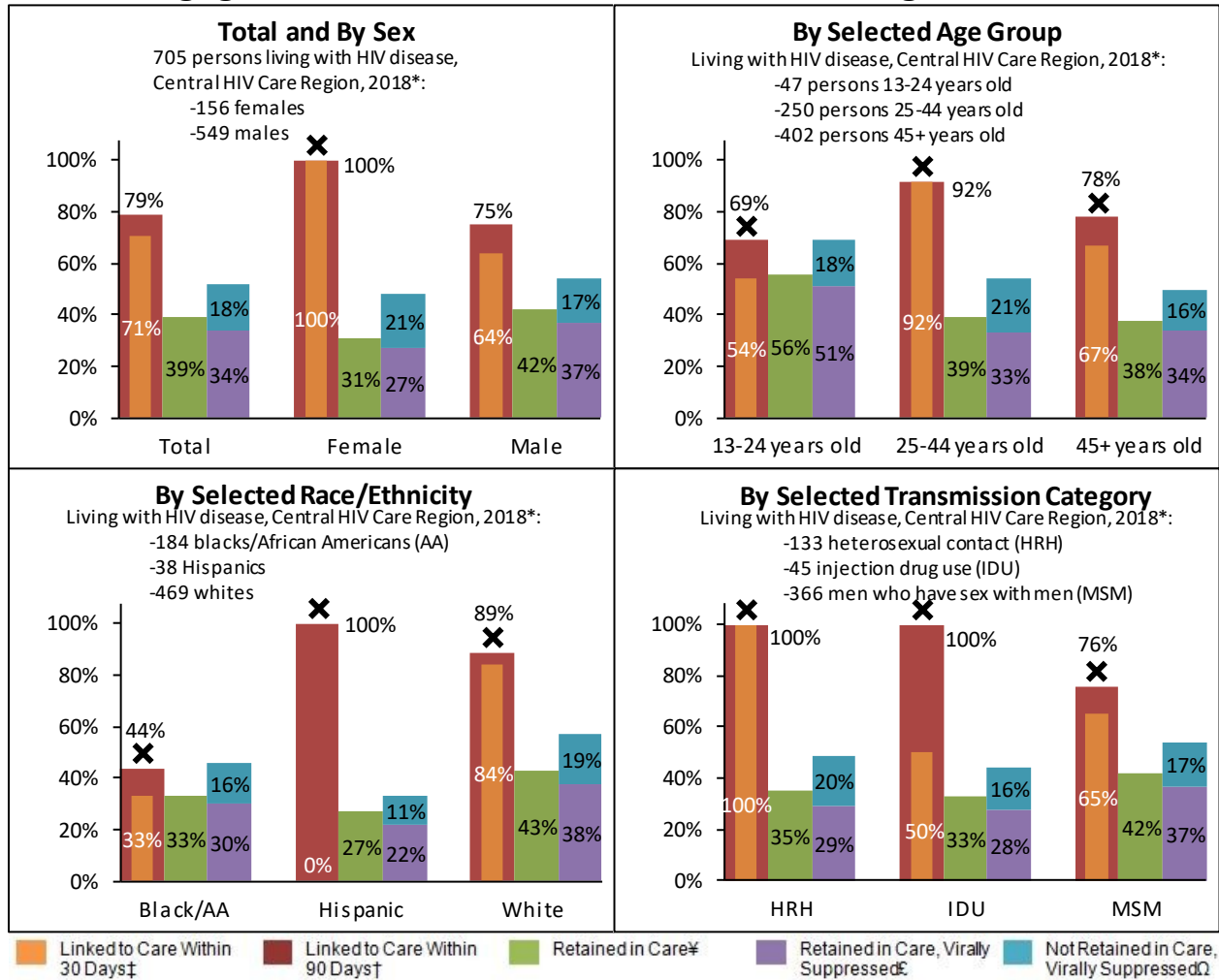
£Derived from adults and adolescents diagnosed with HIV through 2017 and living in 2018 who resided in Missouri at the time of their most recent diagnosis of HIV or stage 3 (AIDS) who were considered to be retained in care and whose most recent viral load lab result in 2018 was 200 copies/ml or less. Source: DHSS. Annual eHARS dataset frozen 2/28/19.

ΩDerived from adults and adolescents diagnosed with HIV through 2017 and living in 2018 who resided in Missouri at the time of their most recent diagnosis of HIV or stage 3 (AIDS) who were not considered to be retained in care, but whose most recent viral load lab result in 2018 was 200 copies/ml or less. Source: DHSS. Annual eHARS dataset frozen 2/28/19.

X Presence of an X above a bar indicates that the measurement should be interpreted with extreme caution as the measurement was calculated among fewer than 20 cases in the denominator. Bars and percentages are not shown if there were no cases in the denominator.

PROVISIONAL

Engagement in HIV Care, Central HIV Care Region[§], 2018



PROVISIONAL DATA. Interpret with caution. Sufficient time has not elapsed to ensure complete reporting of measures along the continuum. These figures likely underestimate the continuum measures. Data are subject to change over time.

This figure provides estimates of engagement in HIV care among persons diagnosed and living with HIV whose most recent diagnosis of HIV or stage 3 (AIDS) occurred in the Central HIV Care Region. Data presented may change if methods to generate the estimates are altered. Data columns for diagnosed, linked to care, retained in care, and virally suppressed are calculated independently, and therefore should not be interpreted as related measures. Extreme caution should be used when comparing with data from other jurisdictions as the populations included and methods used to calculate the various measures may vary significantly.

Prepared by: Missouri Department of Health and Senior Services (DHSS), Bureau of Reportable Disease Informatics

[§]See Appendix for a map of counties included in the HIV Care Region.

*Number of adults and adolescents (i.e., 13 years of age or older) who resided in the Central HIV Care Region at the time of their most recent diagnosis of HIV or stage 3 (AIDS) who were known to be living at the end of 2018. Source: DHSS. Annual enhanced HIV/AIDS Reporting System (eHARS) dataset frozen 2/28/19.

†Derived from adults and adolescents newly diagnosed with HIV disease in the Central HIV Care Region in 2018 with a CD4 or viral load lab result within one month of diagnosis. Source: DHSS. Annual eHARS dataset frozen 2/28/19.

‡Derived from adults and adolescents newly diagnosed with HIV disease in the Central HIV Care Region in 2018 with a CD4 or viral load lab result within three months of diagnosis. Source: DHSS. Annual eHARS dataset frozen 2/28/19.

§Derived from adults and adolescents diagnosed with HIV through 2017 and living in 2018 who resided in the Central HIV Care Region at the time of their most recent diagnosis of HIV or stage 3 (AIDS) who had at least two CD4 or viral load lab results in 2018 which were collected at least three months apart. Source: DHSS. Annual eHARS dataset frozen 2/28/19.

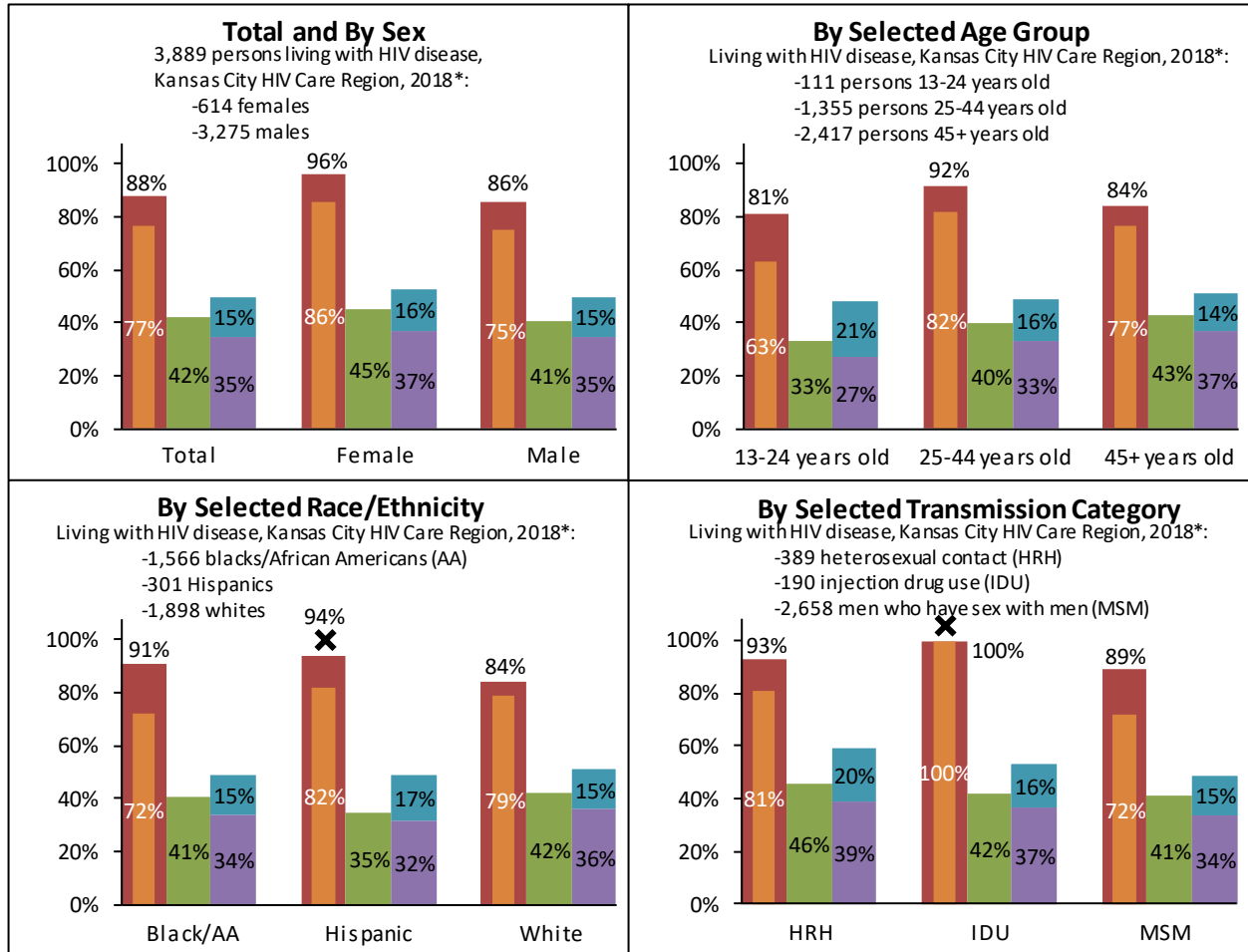
£Derived from adults and adolescents diagnosed with HIV through 2017 and living in 2018 who resided in the Central HIV Care Region at the time of their most recent diagnosis of HIV or stage 3 (AIDS) who were considered to be retained in care and whose most recent viral load lab result in 2018 was 200 copies/ml or less. Source: DHSS. Annual eHARS dataset frozen 2/28/19.

ΩDerived from adults and adolescents diagnosed with HIV through 2017 and living in 2018 who resided in the Central HIV Care Region at the time of their most recent diagnosis of HIV or stage 3 (AIDS) who were not considered to be retained in care, but whose most recent viral load lab result in 2018 was 200 copies/ml or less. Source: DHSS. Annual eHARS dataset frozen 2/28/19.

X Presence of an X above a bar indicates that the measurement should be interpreted with extreme caution as the measurement was calculated among fewer than 20 cases in the denominator. Bars and percentages are not shown if there were no cases in the denominator.

PROVISIONAL

Engagement in HIV Care, Kansas City HIV Care Region[§], 2018



■ Linked to Care Within 30 Days†
 ■ Linked to Care Within 90 Days‡
 ■ Retained in Care‡
 ■ Retained in Care, Virally Suppressed‡
 ■ Not Retained in Care, Virally SuppressedΩ

PROVISIONAL DATA. Interpret with caution. Sufficient time has not elapsed to ensure complete reporting of measures along the continuum. These figures likely underestimate the continuum measures. Data are subject to change over time.

This figure provides estimates of engagement in HIV care among persons diagnosed and living with HIV whose most recent diagnosis of HIV or stage 3 (AIDS) occurred in the Kansas City HIV Care Region. Data presented may change if methods to generate the estimates are altered. Data columns for diagnosed, linked to care, retained in care, and virally suppressed are calculated independently, and therefore should not be interpreted as related measures. Extreme caution should be used when comparing with data from other jurisdictions as the populations included and methods used to calculate the various measures may vary significantly.

Prepared by: Missouri Department of Health and Senior Services (DHSS), Bureau of Reportable Disease Informatics

[§]See Appendix for a map of counties included in the HIV Care Region.

*Number of adults and adolescents (i.e., 13 years of age or older) who resided in the Kansas City HIV Care Region at the time of their most recent diagnosis of HIV or stage 3 (AIDS) who were known to be living at the end of 2018. Source: DHSS. Annual enhanced HIV/AIDS Reporting System (eHARS) dataset frozen 2/28/19.

†Derived from adults and adolescents newly diagnosed with HIV disease in the Kansas City HIV Care Region in 2018 with a CD4 or viral load lab result within one month of diagnosis. Source: DHSS. Annual eHARS dataset frozen 2/28/19.

‡Derived from adults and adolescents newly diagnosed with HIV disease in the Kansas City HIV Care Region in 2018 with a CD4 or viral load lab result within three months of diagnosis. Source: DHSS. Annual eHARS dataset frozen 2/28/19.

‡Derived from adults and adolescents diagnosed with HIV through 2017 and living in 2018 who resided in the Kansas City HIV Care Region at the time of their most recent diagnosis of HIV or stage 3 (AIDS) who had at least two CD4 or viral load lab results in 2018 which were collected at least three months apart. Source: DHSS. Annual eHARS dataset frozen 2/28/19.

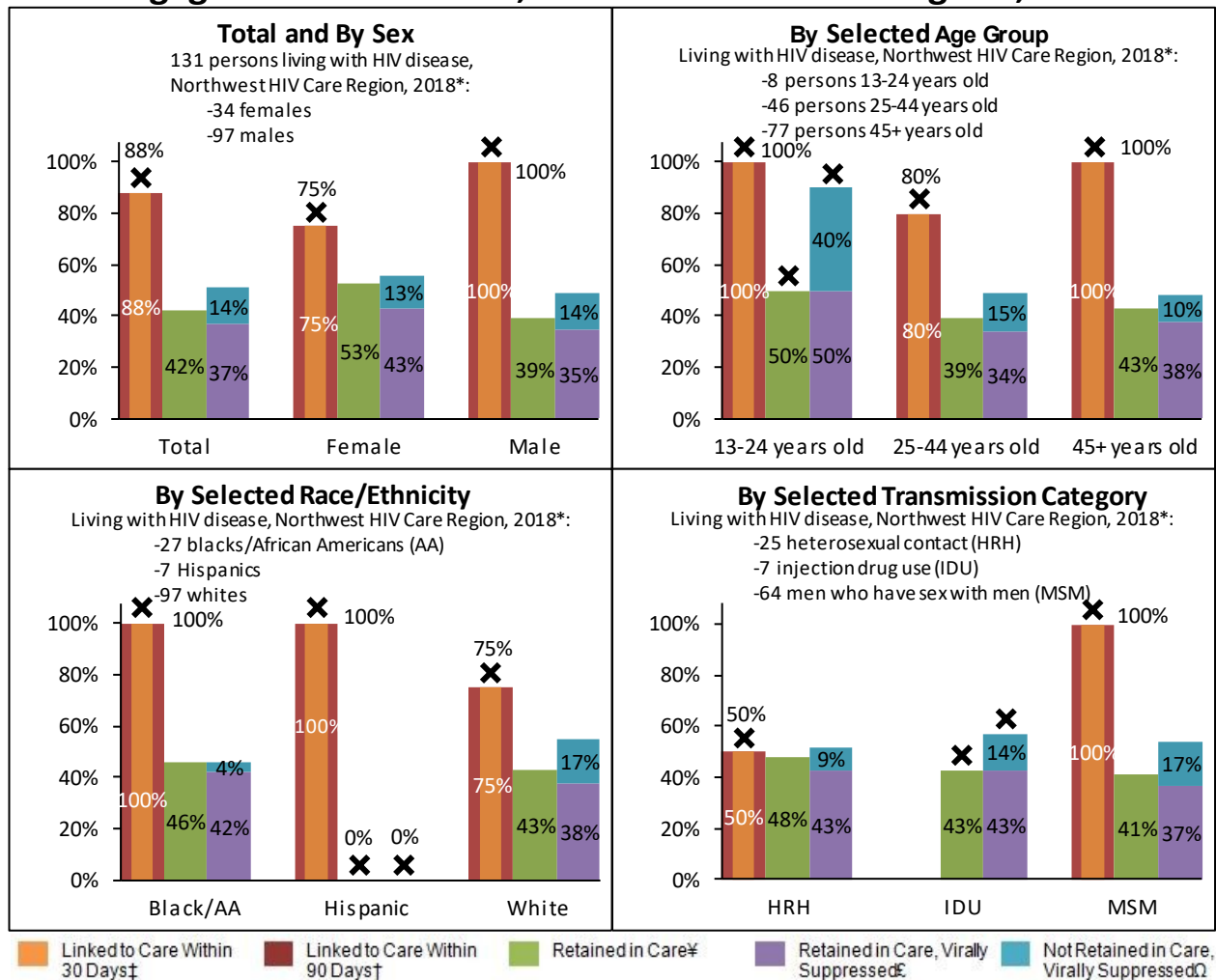
‡Derived from adults and adolescents diagnosed with HIV through 2017 and living in 2018 who resided in the Kansas City HIV Care Region at the time of their most recent diagnosis of HIV or stage 3 (AIDS) who were considered to be retained in care and whose most recent viral load lab result in 2018 was 200 copies/ml or less. Source: DHSS. Annual eHARS dataset frozen 2/28/19.

ΩDerived from adults and adolescents diagnosed with HIV through 2017 and living in 2018 who resided in the Kansas City HIV Care Region at the time of their most recent diagnosis of HIV or stage 3 (AIDS) who were not considered to be retained in care, but whose most recent viral load lab result in 2018 was 200 copies/ml or less. Source: DHSS. Annual eHARS dataset frozen 2/28/19.

X Presence of an X above a bar indicates that the measurement should be interpreted with extreme caution as the measurement was calculated among fewer than 20 cases in the denominator. Bars and percentages are not shown if there were no cases in the denominator.

PROVISIONAL

Engagement in HIV Care, Northwest HIV Care Region[§], 2018



PROVISIONAL DATA. Interpret with caution. Sufficient time has not elapsed to ensure complete reporting of measures along the continuum. These figures likely underestimate the continuum measures. Data are subject to change over time.

This figure provides estimates of engagement in HIV care among persons diagnosed and living with HIV whose most recent diagnosis of HIV or stage 3 (AIDS) occurred in the Northwest HIV Care Region. Data presented may change if methods to generate the estimates are altered. Data columns for diagnosed, linked to care, retained in care, and virally suppressed are calculated independently, and therefore should not be interpreted as related measures. Extreme caution should be used when comparing with data from other jurisdictions as the populations included and methods used to calculate the various measures may vary significantly.

Prepared by: Missouri Department of Health and Senior Services (DHSS), Bureau of Reportable Disease Informatics

§See Appendix for a map of counties included in the HIV Care Region.

*Number of adults and adolescents (i.e., 13 years of age or older) who resided in the Northwest HIV Care Region at the time of their most recent diagnosis of HIV or stage 3 (AIDS) who were known to be living at the end of 2018. Source: DHSS. Annual enhanced HIV/AIDS Reporting System (eHARS) dataset frozen 2/28/19.

†Derived from adults and adolescents newly diagnosed with HIV disease in the Northwest HIV Care Region in 2018 with a CD4 or viral load lab result within one month of diagnosis. Source: DHSS. Annual eHARS dataset frozen 2/28/19.

‡Derived from adults and adolescents newly diagnosed with HIV disease in the Northwest HIV Care Region in 2018 with a CD4 or viral load lab result within three months of diagnosis. Source: DHSS. Annual eHARS dataset frozen 2/28/19.

¶Derived from adults and adolescents diagnosed with HIV through 2017 and living in 2018 who resided in the Northwest HIV Care Region at the time of their most recent diagnosis of HIV or stage 3 (AIDS) who had at least two CD4 or viral load lab results in 2018 which were collected at least three months apart. Source: DHSS. Annual eHARS dataset frozen 2/28/19.

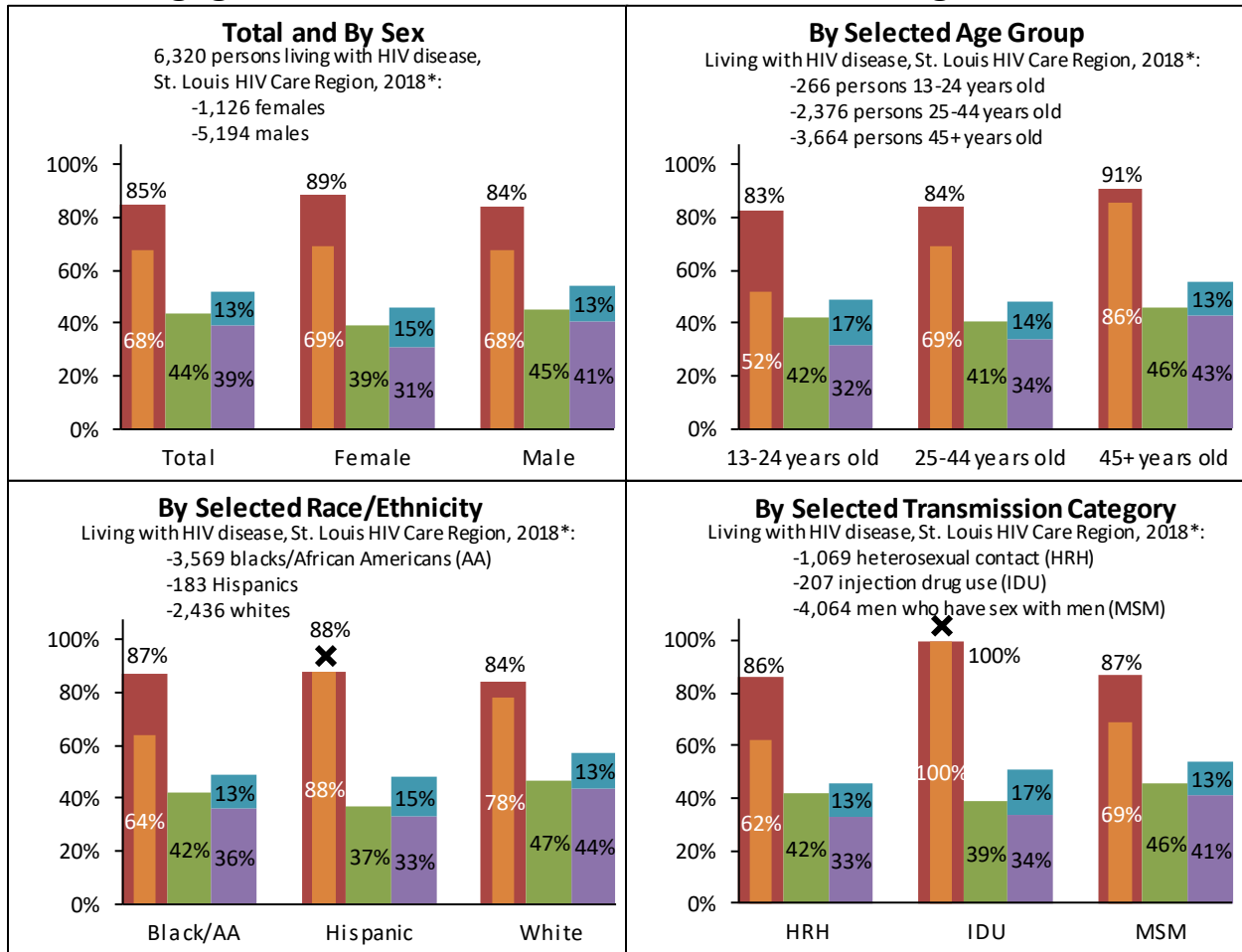
£Derived from adults and adolescents diagnosed with HIV through 2017 and living in 2018 who resided in the Northwest HIV Care Region at the time of their most recent diagnosis of HIV or stage 3 (AIDS) who were considered to be retained in care and whose most recent viral load lab result in 2018 was 200 copies/ml or less. Source: DHSS. Annual eHARS dataset frozen 2/28/19.

ΩDerived from adults and adolescents diagnosed with HIV through 2017 and living in 2018 who resided in the Northwest HIV Care Region at the time of their most recent diagnosis of HIV or stage 3 (AIDS) who were not considered to be retained in care, but whose most recent viral load lab result in 2018 was 200 copies/ml or less. Source: DHSS. Annual eHARS dataset frozen 2/28/19.

X Presence of an X above a bar indicates that the measurement should be interpreted with extreme caution as the measurement was calculated among fewer than 20 cases in the denominator. Bars and percentages are not shown if there were no cases in the denominator.

PROVISIONAL

Engagement in HIV Care, St. Louis HIV Care Region[§], 2018



■ Linked to Care Within 30 Days†
 ■ Linked to Care Within 90 Days‡
 ■ Retained in Care¥
 ■ Retained in Care, Virally Suppressed£
 ■ Not Retained in Care, Virally SuppressedΩ

PROVISIONAL DATA. Interpret with caution. Sufficient time has not elapsed to ensure complete reporting of measures along the continuum. These figures likely underestimate the continuum measures. Data are subject to change over time.

This figure provides estimates of engagement in HIV care among persons diagnosed and living with HIV whose most recent diagnosis of HIV or stage 3 (AIDS) occurred in the St. Louis HIV Care Region. Data presented may change if methods to generate the estimates are altered. Data columns for diagnosed, linked to care, retained in care, and virally suppressed are calculated independently, and therefore should not be interpreted as related measures. Extreme caution should be used when comparing with data from other jurisdictions as the populations included and methods used to calculate the various measures may vary significantly.

Prepared by: Missouri Department of Health and Senior Services (DHSS), Bureau of Reportable Disease Informatics

§See Appendix for a map of counties included in the HIV Care Region.

*Number of adults and adolescents (i.e., 13 years of age or older) who resided in the St. Louis HIV Care Region at the time of their most recent diagnosis of HIV or stage 3 (AIDS) who were known to be living at the end of 2018. Source: DHSS. Annual enhanced HIV/AIDS Reporting System (eHARS) dataset frozen 2/28/19.

†Derived from adults and adolescents newly diagnosed with HIV disease in the St. Louis HIV Care Region in 2018 with a CD4 or viral load lab result within one month of diagnosis. Source: DHSS. Annual eHARS dataset frozen 2/28/19.

‡Derived from adults and adolescents newly diagnosed with HIV disease in the St. Louis HIV Care Region in 2018 with a CD4 or viral load lab result within three months of diagnosis. Source: DHSS. Annual eHARS dataset frozen 2/28/19.

¥Derived from adults and adolescents diagnosed with HIV through 2017 and living in 2018 who resided in the St. Louis HIV Care Region at the time of their most recent diagnosis of HIV or stage 3 (AIDS) who had at least two CD4 or viral load lab results in 2018 which were collected at least three months apart. Source: DHSS. Annual eHARS dataset frozen 2/28/19.

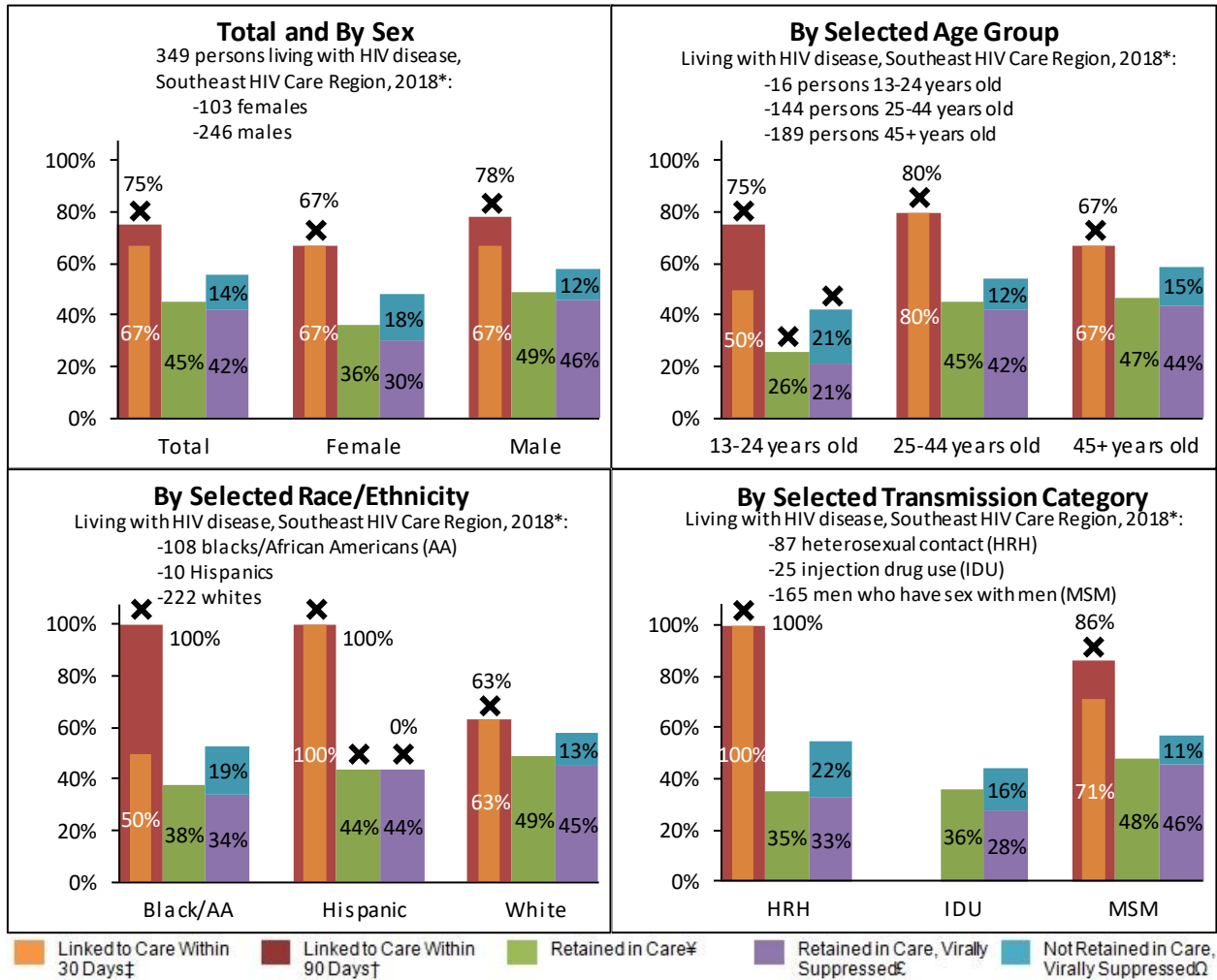
£Derived from adults and adolescents diagnosed with HIV through 2017 and living in 2018 who resided in the St. Louis HIV Care Region at the time of their most recent diagnosis of HIV or stage 3 (AIDS) who were considered to be retained in care and whose most recent viral load lab result in 2018 was 200 copies/ml or less. Source: DHSS. Annual eHARS dataset frozen 2/28/19.

ΩDerived from adults and adolescents diagnosed with HIV through 2017 and living in 2018 who resided in the St. Louis HIV Care Region at the time of their most recent diagnosis of HIV or stage 3 (AIDS) who were not considered to be retained in care, but whose most recent viral load lab result in 2018 was 200 copies/ml or less. Source: DHSS. Annual eHARS dataset frozen 2/28/19.

X Presence of an X above a bar indicates that the measurement should be interpreted with extreme caution as the measurement was calculated among fewer than 20 cases in the denominator. Bars and percentages are not shown if there were no cases in the denominator.

PROVISIONAL

Engagement in HIV Care, Southeast HIV Care Region[§], 2018



PROVISIONAL DATA. Interpret with caution. Sufficient time has not elapsed to ensure complete reporting of measures along the continuum. These figures likely underestimate the continuum measures. Data are subject to change over time.

This figure provides estimates of engagement in HIV care among persons diagnosed and living with HIV whose most recent diagnosis of HIV or stage 3 (AIDS) occurred in the Southeast HIV Care Region. Data presented may change if methods to generate the estimates are altered. Data columns for diagnosed, linked to care, retained in care, and virally suppressed are calculated independently, and therefore should not be interpreted as related measures. Extreme caution should be used when comparing with data from other jurisdictions as the populations included and methods used to calculate the various measures may vary significantly.

Prepared by: Missouri Department of Health and Senior Services (DHSS), Bureau of Reportable Disease Informatics

[§]See Appendix for a map of counties included in the HIV Care Region.

*Number of adults and adolescents (i.e., 13 years of age or older) who resided in the Southeast HIV Care Region at the time of their most recent diagnosis of HIV or stage 3 (AIDS) who were known to be living at the end of 2018. Source: DHSS. Annual enhanced HIV/AIDS Reporting System (eHARS) dataset frozen 2/28/19.

†Derived from adults and adolescents newly diagnosed with HIV disease in the Southeast HIV Care Region in 2018 with a CD4 or viral load lab result within one month of diagnosis. Source: DHSS. Annual eHARS dataset frozen 2/28/19.

‡Derived from adults and adolescents newly diagnosed with HIV disease in the Southeast HIV Care Region in 2018 with a CD4 or viral load lab result within three months of diagnosis. Source: DHSS. Annual eHARS dataset frozen 2/28/19.

¥Derived from adults and adolescents diagnosed with HIV through 2017 and living in 2018 who resided in the Southeast HIV Care Region at the time of their most recent diagnosis of HIV or stage 3 (AIDS) who had at least two CD4 or viral load lab results in 2018 which were collected at least three months apart. Source: DHSS. Annual eHARS dataset frozen 2/28/19.

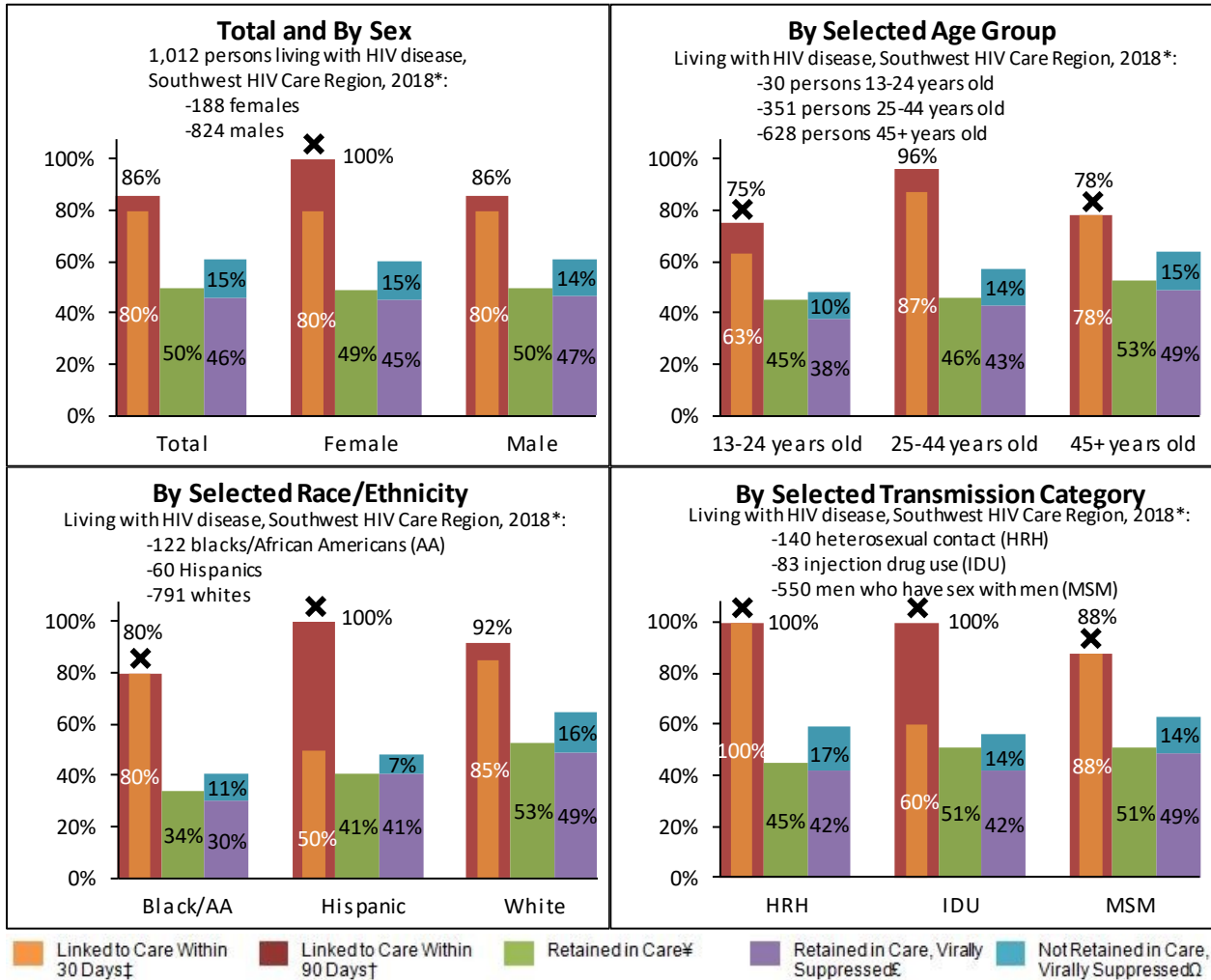
£Derived from adults and adolescents diagnosed with HIV through 2017 and living in 2018 who resided in the Southeast HIV Care Region at the time of their most recent diagnosis of HIV or stage 3 (AIDS) who were considered to be retained in care and whose most recent viral load lab result in 2018 was 200 copies/ml or less. Source: DHSS. Annual eHARS dataset frozen 2/28/19.

ΩDerived from adults and adolescents diagnosed with HIV through 2017 and living in 2018 who resided in the Southeast HIV Care Region at the time of their most recent diagnosis of HIV or stage 3 (AIDS) who were not considered to be retained in care, but whose most recent viral load lab result in 2018 was 200 copies/ml or less. Source: DHSS. Annual eHARS dataset frozen 2/28/19.

X Presence of an X above a bar indicates that the measurement should be interpreted with extreme caution as the measurement was calculated among fewer than 20 cases in the denominator. Bars and percentages are not shown if there were no cases in the denominator.

PROVISIONAL

Engagement in HIV Care, Southwest HIV Care Region[§], 2018



PROVISIONAL DATA. Interpret with caution. Sufficient time has not elapsed to ensure complete reporting of measures along the continuum. These figures likely underestimate the continuum measures. Data are subject to change over time.

This figure provides estimates of engagement in HIV care among persons diagnosed and living with HIV whose most recent diagnosis of HIV or stage 3 (AIDS) occurred in the Southwest HIV Care Region. Data presented may change if methods to generate the estimates are altered. Data columns for diagnosed, linked to care, retained in care, and virally suppressed are calculated independently, and therefore should not be interpreted as related measures. Extreme caution should be used when comparing with data from other jurisdictions as the populations included and methods used to calculate the various measures may vary significantly.

Prepared by: Missouri Department of Health and Senior Services (DHSS), Bureau of Reportable Disease Informatics

[§]See Appendix for a map of counties included in the HIV Care Region.

*Number of adults and adolescents (i.e., 13 years of age or older) who resided in the Southwest HIV Care Region at the time of their most recent diagnosis of HIV or stage 3 (AIDS) who were known to be living at the end of 2018. Source: DHSS. Annual enhanced HIV/AIDS Reporting System (eHARS) dataset frozen 2/28/19.

†Derived from adults and adolescents newly diagnosed with HIV disease in the Southwest HIV Care Region in 2018 with a CD4 or viral load lab result within one month of diagnosis. Source: DHSS. Annual eHARS dataset frozen 2/28/19.

‡Derived from adults and adolescents newly diagnosed with HIV disease in the Southwest HIV Care Region in 2018 with a CD4 or viral load lab result within three months of diagnosis. Source: DHSS. Annual eHARS dataset frozen 2/28/19.

£Derived from adults and adolescents diagnosed with HIV through 2017 and living in 2018 who resided in the Southwest HIV Care Region at the time of their most recent diagnosis of HIV or stage 3 (AIDS) who had at least two CD4 or viral load lab results in 2018 which were collected at least three months apart. Source: DHSS. Annual eHARS dataset frozen 2/28/19.

£Derived from adults and adolescents diagnosed with HIV through 2017 and living in 2018 who resided in the Southwest HIV Care Region at the time of their most recent diagnosis of HIV or stage 3 (AIDS) who were considered to be retained in care and whose most recent viral load lab result in 2018 was 200 copies/ml or less. Source: DHSS. Annual eHARS dataset frozen 2/28/19.

ΩDerived from adults and adolescents diagnosed with HIV through 2017 and living in 2018 who resided in the Southwest HIV Care Region at the time of their most recent diagnosis of HIV or stage 3 (AIDS) who were not considered to be retained in care, but whose most recent viral load lab result in 2018 was 200 copies/ml or less. Source: DHSS. Annual eHARS dataset frozen 2/28/19.

X Presence of an X above a bar indicates that the measurement should be interpreted with extreme caution as the measurement was calculated among fewer than 20 cases in the denominator. Bars and percentages are not shown if there were no cases in the denominator.

Appendix

MISSOURI HIV CARE REGIONS

