



St. Louis County Drug Overdose Fact Sheet

394

FATAL

resident drug overdoses in 2022

▼ 5% from 2021

Nonfatal Trends

Figure 1: St. Louis County is located in the St. Louis region of Missouri, which had the highest rate of ER drug overdose visits over the last five years. Total counts for both inpatient and ER visits have remained relatively steady throughout the past five years. While St. Louis County had the highest total visits for both inpatient and ER, the overall county rate ranked 6th in the region for inpatient and 9th for ER visits.

Figure 1. Nonfatal All Drug Overdose Health Care Utilization
2018-2022*



Fatal Trends

The following visualizations depict trends for **331** fatal overdoses that **occurred** in St. Louis County in 2022.

Figure 2: Nearly 90% of overdose deaths that occurred in St. Louis County were caused by opioids. More specifically, Fentanyl and Fentanyl Metabolites were the most frequent substances to cause these overdoses. Stimulants such as Cocaine and Methamphetamine were the next leading substances that caused death.

Figure 2. Top Substances that Caused Death**

** Drugs listed are those that were marked as a substance that caused death. Categories are not mutually exclusive.

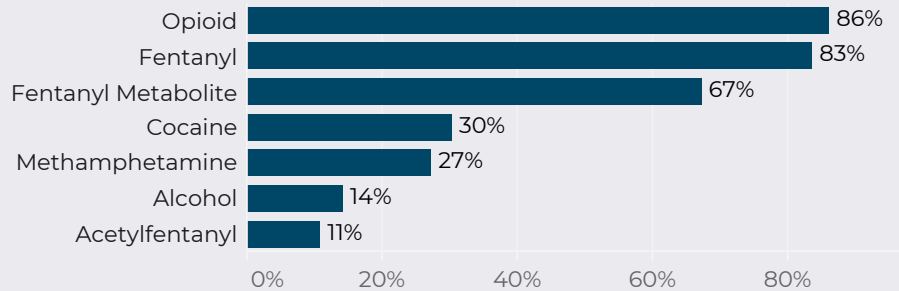


Figure 3: Most overdoses occurred at a residence (80%). Of those overdose deaths that did not take place at a home/apartment, 6% occurred within a hotel/motel, 2% on streets/roads, and 2% in jail/prison.

Figure 3. Overdose Location

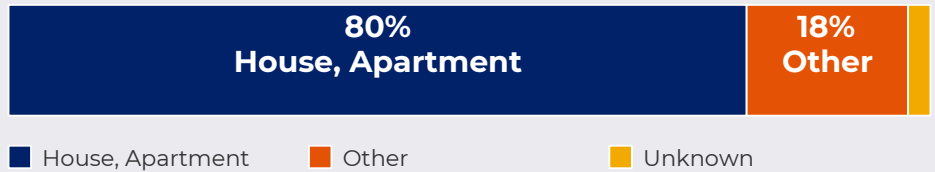
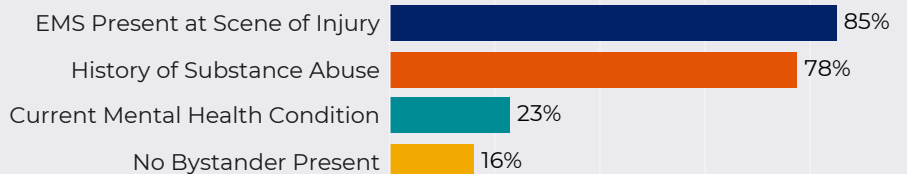


Figure 4: Although 16% of deaths had no reported bystander, EMS were present post-event 85% of the time. Many victims had a history of substance abuse (78%), and 23% of victims reported a current mental health condition.

Figure 4. Overdose Characteristics and Risk Factors



Sources: Nonfatal data available from the Missouri Patient Abstract System. Fatal data available from the Missouri Vital Statistics Death File. Data for Figures 2-4 made possible through funding from the Overdose Data to Action in States (OD2A-S) grant. * Nonfatal 2022 data is provisional and subject to change.