



Jackson County Drug Overdose Fact Sheet

305
FATAL
resident drug overdoses in 2022
▲ 23% from 2021

Nonfatal Trends

Figure 1: Jackson County is located in the Kansas City region. Based on rates, the Kansas City region ranks third for most drug related inpatient visits, and second for most drug related ER visits. Jackson County is among the top counties in this region for ER visits, and the top county in the region for inpatient drug related visits.

Figure 1. Nonfatal All Drug Overdose Health Care Utilization



Fatal Trends

The following visualizations depict trends for **298** fatal overdoses that **occurred** in Jackson County in 2022.

Figure 2: Nearly 70% of overdose deaths that occurred in Jackson County were caused by opioids. More specifically, Fentanyl and Fentanyl Metabolites were the most frequent substances to cause overdoses. Stimulants such as Cocaine and Methamphetamine were the next leading substances that caused death.

Figure 2. Top Substances that Caused Death**

** Drugs listed are those that were marked as a substance that caused death. Categories are not mutually exclusive.

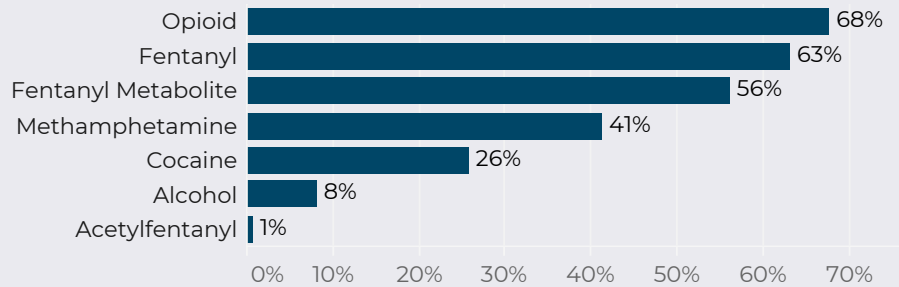


Figure 3: Most overdoses occurred at a residence (76%). Of those overdoses that did not take place at a home or apartment, a large portion occurred at either a hotel or motel (4%), street/road or alley (4%), or natural area (3%).

Figure 3. Overdose Location

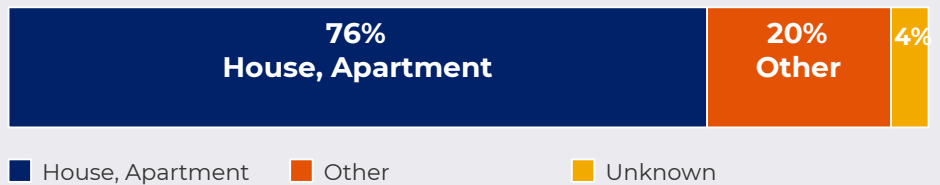
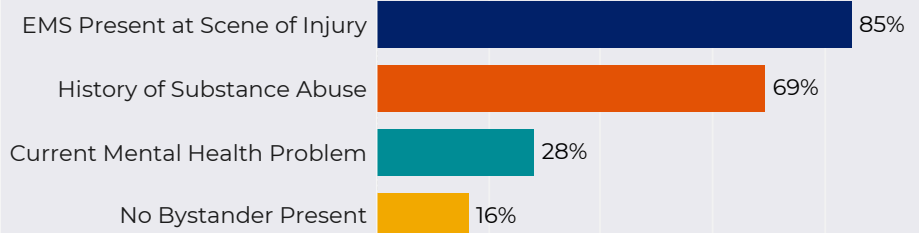


Figure 4: Although 16% of deaths had no reported bystander, EMS were present post-event 85% of the time. A majority of victims had a history of substance abuse (69%), and 28% of victims had a mental health condition.

Figure 4. Overdose Characteristics and Risk Factors



Sources: Nonfatal data available from the Missouri Patient Abstract System. Fatal data available from the Missouri Vital Statistics Death File. Data for Figures 2-4 made possible through funding from the Overdose Data to Action in States (OD2A-S) grant.

* Nonfatal 2022 data is provisional and subject to change.