

## Crawford County Drug Overdose Fact Sheet

**46**

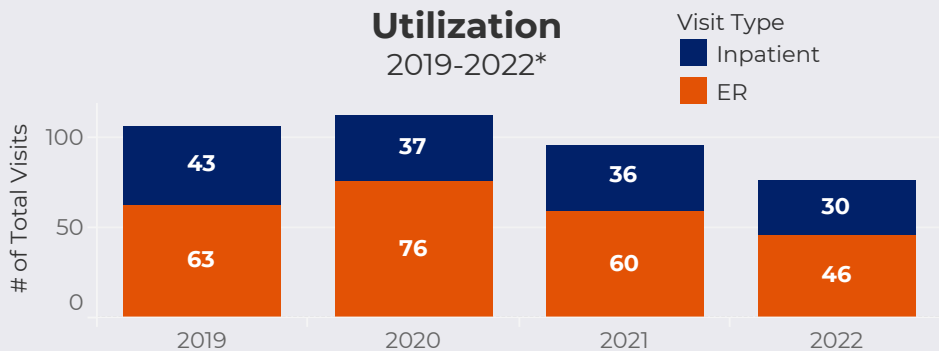
**FATAL**

drug overdoses in 2019 -  
2022

### Nonfatal Trends

Figure 1: Based on rates, Crawford County ranks third for drug overdose inpatient visits, and fifth for ER visits in the Central region. Since 2019, there has been a decrease in both inpatient and ER drug overdose-related visits.

**Figure 1. Nonfatal All Drug Overdose Health Care Utilization**



### Fatal Trends

The following visualizations depict trends for **29** fatal overdoses that **occurred** in Crawford County between 2019-2022.

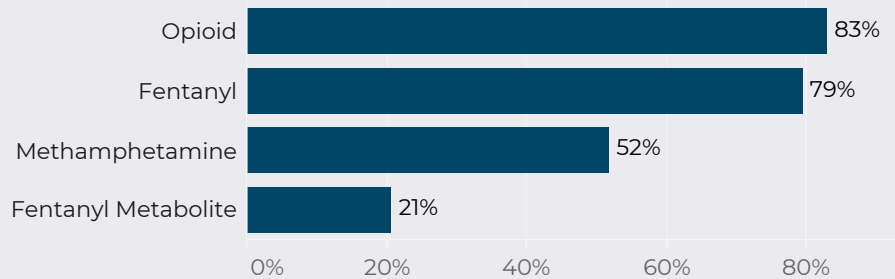
Figure 2: Nearly eight out of ten overdose deaths that occurred in Crawford County were caused by opioids. Fentanyl and Methamphetamine were among the most frequent substances to cause drug overdose deaths, followed by Fentanyl Metabolites.

Figure 3: Most overdose deaths in Crawford County occurred at a residence (90%). Three percent of overdose deaths occurred in industrial or construction areas, and 3% took place in other commercial establishments.

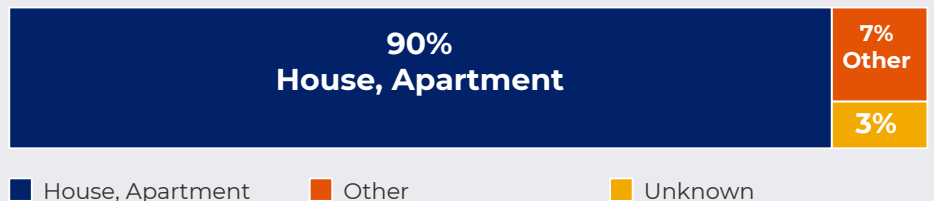
Figure 4: EMS were present at the scene of injury for 41% of drug overdose deaths in Crawford County. At least one bystander was present for 79% of drug overdose deaths. Thirty one percent of victims had a history of substance abuse and 3% of victims had a mental health condition at the time of injury.

**Figure 2. Top Substances that Caused Death\*\***

\*\* Drugs listed are those that were marked as a substance that caused death. Categories are not mutually exclusive.



**Figure 3. Overdose Location**



**Figure 4. Overdose Characteristics and Risk Factors**

